

The English and Foreign Languages University  
Hyderabad – 500 007




**ANNUAL ACCOUNTS**  
**2015-16**

The English and Foreign Languages University  
Hyderabad – 500 007



# ANNUAL ACCOUNTS 2015-16

S.No.	Contents	Page No.
1.	Audit Certificate and Report	(i) – (x)
2.	Reply to Audit Report	(xi) – (xx)
3.	Audited Annual Accounts	1 – 42
4.	Provident Fund Accounts	43 – 48
5.	New Pension Scheme Accounts	49 - 52



महानिदेशक लेखापरीक्षा(केंद्रीय) का कार्यालय  
सैफाबाद, हैदराबाद-500004.

OFFICE OF THE  
DIRECTOR GENERAL OF AUDIT (CENTRAL)  
SAIFABAD, HYDERABAD - 500 004.

E-Block, 1<sup>st</sup> Floor  
(Phone No: 040-23232069)

No.DGA(C)/CEA/Unit-4/PA/EFLU/SAR.2015-16/D-358/2016-17/307 Date: 24.10.2016

सेवा में

सचिव महोदय,

भारत सरकार, मानव संसाधन विकास मंत्रालय,

उच्च शिक्षा विभाग, 'सी' विंग, शास्त्री भवन, डॉ. राजेन्द्र प्रसाद रोड

नई दिल्ली -110 001

महोदय,

विषय: अंग्रेजी और विदेशी भाषा के विश्वविद्यालय, हैदराबाद, के वर्ष 2015-16,  
के लेखों पर पृथक लेखापरीक्षा प्रतिवेदन

\*\*\*\*\*

Separate Audit Report on the Accounts of The English and Foreign Languages University, Hyderabad, for the year 2015-16, Annexure thereof and one copy of the Annual Accounts of the University for the year 2015-16, are forwarded herewith for placing before the Parliament.

The dates of presentation of Separate Audit Report in both the Houses of Parliament may please be intimated.

Receipt of this letter along with the enclosures may kindly be acknowledged.

भवदीय,

Sd/-

(AJAIB SINGH)

महानिदेशक लेखापरीक्षा (केंद्रीय)

संल: यथोपरि

Endt. No.DGA(C)/CEA/Unit-4/PA/EFLU/SAR.2015-16/D-358/2016-17/305 Date: 24.10.2016

Copy to Prof. Sunaina Singh, Vice-Chancellor, The English and Foreign Languages University, Osmania University Campus, Tarnaka, Hyderabad-500 605, along with one copy of Annual Accounts for the year 2015-16 (English version), with a request to furnish Hindi version of the approved Annual Accounts 2015-16 (2 sets), to this Office.

संल: यथोपरि

(V.S. MURTY) 24/10/16

उप निदेशक/ केंद्रीय व्यय लेखा परीक्षा  
DEPUTY DIRECTOR/ CEA

**Separate Audit Report of the Comptroller and Auditor General of India on the accounts of The English & Foreign Languages University, Hyderabad, for the year ended 31 March 2016**

We have audited the attached Balance Sheet of The English and Foreign Languages University, Hyderabad, as at 31 March 2016, the Income & Expenditure Account and Receipts & Payment Account for the year ended on that date under section 19(2) of the Comptroller & Auditor General's (Duties, Powers & Conditions of Service) Act, 1971, read with Section 33(1) of The English and Foreign Languages University Act, 2006. These financial statements are the responsibility of the University's management. Our responsibility is to express an opinion on these financial statements based on our audit.

2. This Separate Audit Report contains the comments of the Comptroller & Auditor General of India (CAG) on the accounting treatment only with regard to classification, conformity with the best accounting practices, accounting standards and disclosure norms, etc. Audit observations on financial transactions with regard to compliance with the Law, Rules & Regulations (Propriety and Regularity) and efficiency-cum-performance aspects, etc., if any are reported through Inspection Reports/CAG's Audit Reports separately.

3. We have conducted our audit in accordance with auditing standards generally accepted in India. These standards require that we plan and perform the audit to obtain reasonable assurance about whether the financial statements are free from material misstatements. An audit includes examining, on a test basis, evidences supporting the amounts and disclosure in the financial statements. An audit also includes assessing the accounting principles used and significant estimates made by management, as well as evaluating the overall presentation of financial statements. We believe that our audit provides a reasonable basis for our opinion.

4. Based on our audit, we report that:
- i. We have obtained all the information and explanations, which to the best of our knowledge and belief were necessary for the purpose of our audit;
  - ii. The Balance Sheet and Income & Expenditure Account/ Receipts & Payment Account dealt with by this Report have been drawn in the Revised Format of Accounts, prescribed by Government of India, Ministry of Human Resource Development, for Central Educational Institutions.
  - iii. In our opinion, proper books of accounts and other relevant records have been maintained by the University, in so far as it appears from our examination of such books.
  - iv. We further report that:

#### A. BALANCE SHEET:

##### A. 1. Sources of Funds

##### A.1.1 Current Liabilities & Provisions: ₹ 178.67 crore (Schedule-3)

A.1.1.1 This includes closing balance amount of ₹ 1,22,09,893/- in respect of Internal Income Fund, which was incorrectly accounted under Sponsored Projects, instead of treating the amount as Income in the Income and Expenditure Account. This resulted in overstatement of Current Liabilities and understatement of Income by ₹ 1.22 crore. Deficit was also overstated by ₹ 1.22 crore.

A.1.1.2 Closing balance amount of ₹ 24,82,73,938/- in respect of 'Other Liabilities', include Suspense balance of ₹ 13,58,087/-, which was not reconciled/rectified for accounting under proper head of account, despite previous Audit comment. This factual position was not disclosed accordingly in the 'Notes on Accounts'.

## A.2 Application of Funds

### A.2.1 Fixed Assets: ₹ 65.76 crore (Schedule-4)

A.2.1.1 Against depreciation (15%) of ₹ 31,898/- to be provided on Camera and LED Projector assets value of ₹ 2,12,650/-, put to use during the year, depreciation (80%) of ₹ 1,70,120/- was provided by classifying the assets under Electrical Appliances/Equipment, instead of Office Equipment. Excess provision of depreciation of ₹ 1.38,222/- resulted in understatement of Fixed Assets and overstatement of Expenditure by ₹ 1.38 lakh. Deficit was also overstated by ₹ 1.38 lakh.

### A.2.2 Loans, Advances & Deposits: ₹ 35.16 crore (Schedule-8)

A.2.2.1 Claims Receivables of ₹ 21,13,44,645/- includes difference in Opening Balances of ₹ 4,77,15,439/-, in respect of various Accounts, not transferred to the corresponding Fund Accounts and still not reconciled.

## B. General

1. Despite previous Audit Comments (Separate Audit Reports for the years 2013-14 and 2014-15), details of land to the extent of (i) 90 acres allotted by Government of Andhra Pradesh at Jalalpur Village, Pochampally (Mandal), Nalgonda District and taken over by the University in March 2009 (alienation pending) and (ii) 75 acres handed over by State Government of Kerala to the University to establish a new campus in that State, were not disclosed suitably in the 'Note on Accounts'.

2. Depreciation on Residential (including Hostel buildings) and Office buildings should be provided at the applicable rates of 5 per cent and 10 per cent respectively on Written Down Value Method as mandated in IT Act and in view of the University's Accounting Policy No.3.3. This was not reviewed and Accounting Policy of the University in this regard was not suitably disclosed in the Annual accounts, despite previous Audit comments.

3. The difference between value of Vehicles as per University's records (₹ 23,53,568/-) and Gross Block value as per Annual Accounts (₹ 65,60,828/-, Schedule-4, Page 12) was not reconciled for depicting the factual position/value of Vehicles.

4. The University disposed 1887 unserviceable articles (including Computer Peripherals, Cassette Recorders, LCD Projector, Air Coolers, Air Conditioners, UPS, Xerox Machines, Printer and Fax Machines) during the year through auction. However, the Gross Block value of these assets disposed off along with total accumulated depreciation was accordingly not adjusted from Fixed Assets Schedule-4. Besides, the fact of disposal of unserviceable articles and its realisation value and the reasons for not carrying out corresponding adjustments in Fixed Assets schedule-4, was not suitably disclosed in the 'Note on Accounts' for depicting true and fair view of Accounts.

5. (A) Bankers Confirmation Certificates was not obtained from the Banks concerned in respect of the following:

- i. Bank balances as on 31<sup>st</sup> March 2016, pertaining to thirteen (13) Current Accounts (Annual Accounts, Annexure-A to Schedule-7, Page 18 to 20)
- ii. Bank balances as on 31<sup>st</sup> March 2016, pertaining to thirty seven (37) Savings Accounts (Annual Accounts, Annexure-A to Schedule-7, Page 18 to 19).
- iii. Investments in -(a) Term Deposit Accounts of Earmarked /Endowment Funds: ₹ 24,84,076/- (Schedule-5, Page 16), (b) Other: ₹ 110,14,49,283/- (Schedule-7, Page 18), (c) EPF Account: ₹ 9,81,60,524/- (Page 45) and (d) NPS Account: ₹ 4,26,68,915/- (Page 49).

(B) Bank Reconciliation in respect of the following was not conducted: -

- i. Closing Cash Book balance of ₹ 2,24,93,051/- pertaining to thirteen (13) Current Accounts (Annual Accounts, Annexure-A to Schedule-7, Page 18 to 20).
- ii. Closing Cash Book balance of ₹ 12,70,64,931/- pertaining to thirty seven (37) Savings Accounts (Annual Accounts, Annexure-A to Schedule-7, Page 18 to 19).

6. In the Designated/Earmarked/Endowment Funds (Schedule-2, page 5), the closing balance under Non-formal Fund account was shown as ₹ 20,96,94,598/-. However, in the details for closing balance, 'Represented by' it was shown as ₹ 16,15,16,196/-. Complete details for the balance difference amount of ₹ 4,81,78,402/- were not reconciled for exhibiting them accordingly.

7. Advance to Suppliers of ₹ 95,22,757/- shown in Schedule-8 (Page 21) includes an amount of ₹ 55,46,700/- which was merely carried forward since prior to 2010-11 and neither reviewed nor effectively pursued for its factual adjustment or receipt, despite previous Audit comments.

8. The following differences in figures between Schedule-3(c) and Schedule-10 and also between Utilisation Certificate, were not reconciled and suitably disclosed in the Annual Accounts for depicting the accounting procedure followed by the University:

Sl.No	Description	Amount as per Schedule-3C, Page 11 of Annual Accounts (₹ )	Amount as per Schedule-10, Page 23 of Annual Accounts (₹ )	Difference (₹ )
a.	Non-Plan: Revenue Expenditure	69,52,48,904/-	62,21,49,523/-	7,30,99,381/-
b.	Non-Plan Grants received during the year	51,19,54,000/-	62,21,49,523/-	11,01,95,523/-
Sl.No	Description	Amount as per Schedule-3C, Page 11 of Annual Accounts (₹ )	Amount as per Schedule-10, Page 23 of Annual Accounts (₹ )	As per Utilisation Certificate (₹ )
c.	Non-Plan: Revenue Expenditure	69,52,48,904/-	62,21,49,523/-	61,91,66,000/-



9. The following were not mentioned in the Annual Accounts, as mandated in the Revised Format of Accounts (RFA) prescribed by MHFD:

a. Details of Intangible Assets for ₹ 4,45,024/- {page 15, Schedule-4(3) B of Annual Accounts} as per Schedule-4(C), Page 16 and 13 of RFA.

b. Details for an amount of ₹ 2,00,23,080/- shown under Schedule-21 (Page 35 of Annual Accounts)- Other Expenses as "Others". If the expenses of ₹ 2,00,23,080/-, was on account of disbursement of Non-NET Fellowships awarded by the University itself to the students, then it should be accounted as 'Academic Expenses' under Schedule-16 (Page 30 of Annual Accounts) as mandated in the RFA (Page 49, Sl.no.11.3).

10. The difference of ₹ 5,72,384/- between the total value of additions to Plan-Computers during the year-Full year (Plan) as per Annual Accounts (₹ 38,07,435/-) and as per the details furnished to Audit (₹ 43,79,819/-) was not reconciled. Besides, depreciation (60%) of ₹ 8,58,576/- on asset value of ₹ 14,30,960/- (Full year in 2011-12, with balance WDV of ₹ 5,72,384/-) was only provided and depreciation of ₹ 5,57,731/- for further years from 2012-13 to 2015-16 (Full year) was not provided.

11. The following differences existed in the Annual Accounts, which were not reconciled:

Sl.No	Description	As per R&P Account (₹)	As per Schedules (₹)	Difference (₹)
a.	Receipts against Sponsored Projects/Schemes	8,48,97,000/- (Sl.no.V, Page 3)	9,58,05,214/- {Credit: Schedule-3(a), Page 9}	1,09,08,214/-
b.	Payments against Sponsored Projects/Schemes	NIL	3,63,41,160/- {Debit: Schedule-3(a), Page 9}	3,63,41,160/-
c.	Receipts against Sponsored Fellowships and Scholarships	1,76,97,000/- (Sl.no.VI, Page 3)	5,26,48,586/- {Credit: Schedule-3(b), Page 10}	3,49,51,586/-
d.	Payments against Sponsored Fellowships and Scholarships	NIL	8,32,46,301/- {Debit: Schedule-3(b), Page 10}	8,32,46,301/-
e.	Income on Investments from Earmarked/Endowment Funds	18,47,000/- (Page 3 of Annual Accounts, Sl.no.VII (a))	1,48,70,808/- {Schedule-2, Page 5, Sl.no.A(c)}	1,30,23,808/-

12. The following differences in figures of Income between the details furnished to Audit and Annual Accounts, were not reconciled:

Sl No	Description	As per details furnished to Audit (₹ )	As per I&E Account, Schedule-13, Page 26 (₹ )	Difference (₹ )
a.	Rent charges collected from Staff quarters, Shops, Stores, Restaurant and Xerox Center	6,96,302/-	NIL	6,96,302/-
b.	Electricity charges recovered	10,86,603/-	13,92,029/-	3,05,426/-
c.	Water charges recovered	3,04,269/-	30,725/-	2,73,544/-

#### C. Grants-in-aid

Out of total grants-in-aid of ₹ 56.56 crore received during the year (Plan: ₹ 5.36 crore, Non-Plan: ₹ 51.20 crore (including ₹ 12.60 crore for the year received in March 2016), together with unutilised balance of ₹ 68.17 crore pertaining to previous year and internal receipts/interest earned during the year of ₹ 25.85 crore<sup>1</sup>, totalling ₹ 150.58 crore, the University utilised ₹ 111.38 crore<sup>2</sup>, leaving a balance of ₹ 39.2 crore unutilised as on 31<sup>st</sup> March 2016.

#### D. Management Letter

Deficiencies which have not been included in the Separate Audit Report have been brought to the notice of the Vice-Chancellor, The English and Foreign Languages University, Hyderabad, through a Management letter issued separately for remedial/corrective action.

<sup>1</sup> Plan: ₹ 9.20 crore and Non-Plan: ₹ 16.65 crore


<sup>2</sup> (i) XII Plan General Development-Revenue: ₹ 18.88 crore, Capital: ₹ 22.98 crore and Non-Plan: ₹ 69.52 crore, Grand Total : ₹ 111.38 crore

v. Subject to our observations in the preceding paragraphs, we report that the Balance Sheet, Income & Expenditure Account and Receipts & Payment Account dealt with by this report are in agreement with the books of accounts.

vi. In our opinion and to the best of our Information and according to the explanations given to us, the said financial statements read together with the Accounting Policies and Notes on Accounts and subject to the significant matters stated above and other matters mentioned in Annexure to this Audit Report, give a true and fair view in conformity with accounting principles generally accepted in India:

a. In so far as it relates to the Balance Sheet, of the state of affairs of The English and Foreign Languages University, Hyderabad, as at 31 March 2016, and

b. In so far as it relates to Income & Expenditure Account of the *Deficit* for the year ended on that date.

  
24/6/16

(AJAIB SINGH)

Director General of Audit (Central)

## ANNEXURE

1. **Adequacy of Internal Audit System:** Internal audit was conducted for the year 2013-14, covering the transactions for the period 2012-13. Internal audit of the transactions for the year 2013-14, was stated to be completed and the related Draft Internal Audit Report for the year 2014-15, was submitted to the Vice-Chancellor for approval and issue to the Departments concerned. Internal Audit Plan for the year 2015-16, stated as drawn to cover the transactions for the year 2014-15, and the internal audit was under progress. Internal Audit mechanism was not adequately strengthened to cover periodically in a fixed time frame, internal audit of all the Departments of the University and its two off-campus Centers at Shillong and Lucknow, in a phased manner. Besides, the University did not have an Internal Audit Manual and Accounts Manual.


2. **Adequacy of Internal Control Mechanism:** The internal control system was inadequate as-

- i. Internal Audit was not adequately strengthened to cover periodically in a fixed time, all the departments and two off-Campus Centers.
- ii. Physical verification of fixed assets was not conducted despite previously commented in SAR.
- iii. Physical verification of Library Books was not conducted.
- iv. No system was evolved for conducting Annual Physical Verification of Inventory.
- v. Suspense and Claims Receivable accounts were not reconciled and
- vi. Non-Reconciliation of Bank Accounts

3. **System of Physical verification of Fixed Assets:** Physical verification of Fixed Assets was not conducted despite previous Audit comments and no Independent Committees were formed by the University to carry out Physical verification of all the Fixed Assets, existing as on 31st March of the year. Items noted in the Fixed Assets Registers based on their physical availability in the Departments concerned and periodical updating of assets details, were treated as system of Physical verification. Further, the volume of Library Books held by the University was not disclosed in the Annual Account and Physical verification of Library Books was also not conducted, though stipulated as per Rule 194 of GFRs. Hence, the system of Physical verification of Fixed Assets & Library Books was neither adequate nor in consonance with Rules 192 & 194 of General Financial Rules 2005. The University did not maintain Fixed Assets Registers both Department-wise and also Consolidated/Centralised Fixed Asset Register.

4. **System of Physical verification of Inventory:** Neither a system was evolved nor a Committee was constituted for conduct of Annual Physical verification of Inventory, though pointed out in previous audits.

5. **Regularity in payment of statutory dues:** Statutory dues were paid regularly.

  
(V.S. MURTY) 24/11/16

उप निदेशक/केंद्रीय व्यय लेखा परीक्षा  
DEPUTY DIRECTOR/CEA

**Replies to the Separate Audit Report for the year ended 31 March 2016**

SI No	Audit Observation	Management Reply
1.4	<b>Comments on Accounts</b>	
A.	<b>BALANCE SHEET</b>	
A.1.	<b>Sources of Funds</b>	
A.1.1	<b>Current Liabilities &amp; Provisions: ₹178.67 crore (Schedule-3)</b>	
A.1.1.1	This includes closing balance amount of ₹1,22,09,893/- in respect of Internal Income Fund, which was incorrectly accounted under Sponsored Projects, instead of treating the amount as Income in the Income and Expenditure Account. This resulted in overstatement of Current Liabilities and understatement of Income by ₹ 1.22 crore. Deficit was also overstated by ₹ 1.22 crore.	The income generated from Non Formal Courses initially are transferred to the Internal Income Fund for distribution to various Development Funds, Student Welfare Fund, Teachers Welfare Fund, etc., as per the percentages prescribed in Regulation-20 of the University Statute and therefore the same could not be treated as income of the University. The Audit may kindly note that there is no understatement of Current Liabilities and understatement of Income.
A.1.1.2	Closing balance amount of ₹24,82,73,938/- in respect of 'Other Liabilities', include Suspense balance of ₹13,58,087/-, which was not reconciled/rectified for accounting under proper head of account, despite previous Audit comment. This factual position was not disclosed accordingly in the 'Notes on Accounts'.	When the details are incomplete or not known at the time of posting, balances of such transactions are temporarily transferred to 'suspense head' and later on adjusted by reconciling the challan remittances with bank scrolls from time to time. Therefore, the clearance of suspense heads is a routine and continuous process by the management till the final settlement of such transactions.
A.2.1	<b>Fixed Assets: ₹65.76 crore (Schedule-4)</b>	
A.2.1.1	Against depreciation (15%) of ₹ 31,898/- to be provided on Camera and LED Projector assets value of ₹ 2,12,650/-, put to use during the year, depreciation (80%) of ₹ 1,70,120/- was provided by classifying the assets under Electrical Appliances/Equipment, instead of Office Equipment. Excess provision of depreciation of ₹ 1,38,222/- resulted in understatement of Fixed Assets and overstatement of Expenditure by ₹ 1.38	The assets were correctly classified and depreciation provided as per the Income Tax Act. There is no understatement of Fixed Assets and overstatement of Expenditure or Deficit by ₹ 1.38 lakh.

	lakh. Deficit was also overstated by ₹ 1.38 lakh.	
<b>A.2.</b>	<b>Loans, Advances &amp; Deposits: ₹ 35.16 crore</b>	
<b>2</b>	<b>(Schedule-8)</b>	
A.2. 2.1	Claims Receivables of ₹21,13,44,645/- includes difference in Opening Balances of ₹4,77,15,439/-, in respect of various Accounts, not transferred to the corresponding Fund Accounts and still not reconciled.	The Opening Balance of ₹7.8 crore was brought down to 4.77 crore. The reconciliation of old balances is a continuous effort by the management till final settlement of the outstanding advances.
<b>B</b>	<b>GENERAL</b>	
1	Despite previous Audit Comments (Separate Audit Reports for the years 2013-14 and 2014-15), details of land to the extent of (i) 90 acres allotted by Government of Andhra Pradesh at Jalalpur Village, Pochampally (Mandal), Nalgonda District and taken over by the University in March 2009 (alienation pending) and (ii) 75 acres handed over by State Government of Kerala to the University to establish a new campus in that State, were not disclosed suitably in the 'Note on Accounts'.	Audit may kindly note that the said lands were not in possession of the University. Hence specific disclosure was not given as per the generally accepted accounting principles.
2	Depreciation on Residential (including Hostel buildings) and Office buildings should be provided at the applicable rates of 5 per cent and 10 per cent respectively on Written Down Value Method as mandated in IT Act and in view of the University's Accounting Policy No.3.3. This was not reviewed and Accounting Policy of the University in this regard was not suitably disclosed in the Annual accounts, despite previous Audit comments.	The age old residential quarters were handed over by CIEFL to the University in 2007. As on date, the depreciated value of the buildings was 'Nil'. However, the applicable rates as per IT Act will be adhered to for new buildings, in future on the lines suggested by Audit.
3	The difference between value of vehicles as per University's records (₹23,53,568/-) and Gross Block value as per Annual Accounts (₹65,60,828/-, Schedule-4, Page 12) was not reconciled for depicting the factual position/value of Vehicles.	As per the accounting practice, the nature of expenditure, i.e., whether capital or revenue is identified and the pass order is prepared accordingly for making payment to the supplier. Such Assets together with its value is transferred automatically to the concerned 'Asset Head. The accumulated value of such assets represent the 'Gross Block' which reflects in the 'Fixed Assets' Schedule of annual accounts whereas the values of such assets as per the records/registers maintained

		manually by the Sections do not reflect the accuracy because of several inconsistencies. Therefore the Audit may kindly note that the reconciliation of gross block value as per annual accounts <u>vis-à-vis</u> records maintained by Sections is not done as per the generally accepted accounting principles.
4	The University disposed 1887 unserviceable articles (including Computer Peripherals, Cassette Recorders, LCD Projector, Air Coolers, Air Conditioners UPS, Xerox Machines, Printer and Fax Machines) during the year through auction. However, the Gross Block value of these assets disposed off along with total accumulated depreciation was accordingly not adjusted from Fixed Assets Schedule-4. Besides, the fact of disposal of unserviceable articles and its realisation value and the reasons for not carrying out corresponding adjustments in Fixed Assets Schedule-4, was not suitably disclosed in the 'Notes on Accounts' for depicting true and fair view of Accounts.	As per the accounting practice, all miscellaneous items which became obsolete, unserviceable, condemned, etc. are disposed of in auction, from time to time, and the income generated thereof is booked as 'miscellaneous income'. Therefore, the Audit may kindly note that this is a routine and continuous exercise every year, for which a specific disclosure or adjustment of group assets is not made as per the generally accepted accounting principles.
5	<p>(A) Bankers Confirmation Certificates was not obtained from the Banks concerned in respect of the following:</p> <p>i. Bank balances as on 31<sup>st</sup> March 2016, pertaining to thirteen (13) Current Accounts (Annual Accounts, Annexure-A to Schedule-7, Page 18 to 20).</p> <p>ii. Bank balances as on 31<sup>st</sup> March 2016, pertaining to thirty seven (37) Savings Accounts (Annual Accounts, Annexure-A to Schedule-7, Page 18 to 19).</p> <p>iii. Investments in -(a) Term Deposit Accounts of Earmarked /Endowment Funds: ₹24,84,076/- (Schedule-5, Page 16), (b) Other: ₹ 110,14,49,283/- (Schedule-7, Page 18), (c) EPF Account: ₹ 9,81,60,524/- (Page 45) and (d) NPS Account: ₹ 4,26,68,915/- (Page 49).</p> <p>(B) Bank Reconciliation in respect of the following was not conducted:</p>	The University is operating bank accounts using Net Banking View facility and reconciling the balances from time to time and particularly as at the end of the financial year, i.e., on 31 <sup>st</sup> March and rectification action taken immediately thereafter. Bank balance confirmation certificates will be obtained henceforth.

	<p>i. Closing Cash Book balance of ₹ 2,24,93,051/- pertaining to thirteen (13) Current Accounts (Annual Accounts, Annexure-A to Schedule-7, Page 18 to 20).</p> <p>ii. Closing Cash Book balance of ₹ 12,70,64,931/- pertaining to thirty seven (37) Savings Accounts (Annual Accounts, Annexure-A to Schedule-7, Page 18 to 19).</p>																
6	<p>In the Designated/Earmarked/Endowment Funds (Schedule-2, page 5), the closing balance under Non-formal Fund account was shown as ₹ 20,96,94,598/-. However, in the details for closing balance, 'Represented by' it was shown as ₹ 16,15,16,196/-. Complete details for the balance difference amount of ₹ 4,81,78,402/- were not reconciled for exhibiting them accordingly.</p>	<p>Noted. Corrective action will be initiated during the current financial year.</p>															
7	<p>Advance to Suppliers of ₹ 95,22,757/- shown in Schedule-8 (Page 21) includes an amount of ₹ 55,46,700/- which was merely carried forward since prior to 2010-11 and neither reviewed nor effectively pursued for its factual adjustment or receipt, despite previous Audit comments.</p>	<p>Noted. After verification of records, necessary adjustments will be carried out during the current financial year.</p>															
8	<p>The following differences in figures between Schedule-3(c) and Schedule-10 and also between Utilization Certificate, were not suitably disclosed in the Annual Accounts for depicting the accounting procedure followed by the University:</p> <table border="1"> <thead> <tr> <th>S l. No</th> <th>Descr iption</th> <th>Amt. as per Sch- 3C, Page 11 of Annual A/cs (₹)</th> <th>Amt. as per Sch- 10, Page 23 of Annual A/cs (₹)</th> <th>Differen ce (₹)</th> </tr> </thead> <tbody> <tr> <td>a</td> <td>Non-Plan: Revenue Expr.</td> <td>69,52,48,904</td> <td>62,21,49,523</td> <td>7,30,99,381</td> </tr> <tr> <td>b</td> <td>Non-Plan</td> <td>51,19,54,000</td> <td>62,21,49,523</td> <td>11,01,95,523</td> </tr> </tbody> </table>	S l. No	Descr iption	Amt. as per Sch- 3C, Page 11 of Annual A/cs (₹)	Amt. as per Sch- 10, Page 23 of Annual A/cs (₹)	Differen ce (₹)	a	Non-Plan: Revenue Expr.	69,52,48,904	62,21,49,523	7,30,99,381	b	Non-Plan	51,19,54,000	62,21,49,523	11,01,95,523	<p>Audit may kindly note that the grants received, utilized and unutilized from UCG were accounted in the appropriate heads, viz., Schedules 3 and 10 of the annual accounts. Hence a separate disclosure is not given as per the generally accepted accounting principles</p>
S l. No	Descr iption	Amt. as per Sch- 3C, Page 11 of Annual A/cs (₹)	Amt. as per Sch- 10, Page 23 of Annual A/cs (₹)	Differen ce (₹)													
a	Non-Plan: Revenue Expr.	69,52,48,904	62,21,49,523	7,30,99,381													
b	Non-Plan	51,19,54,000	62,21,49,523	11,01,95,523													



	Grant s recd. durin g the year				
S l. N o	Descr iption	Amt. as per Sch- 3C, Page 11 of Annual A/cs (₹ )	Amt. as per Sch- 10, Page 23 of Annual A/cs. (₹ )	As per Utilizati on Certifica te (₹)	
c	Non- Plan: Reve nue Expr.	69,52,48, 904	62,21,49, 523	61,91,66 ,000	
9	<p>The following were not mentioned in the Annual Accounts, though mandated as per Revised Format of Accounts (RFA) prescribed by MHRD:</p> <p>a. Details of Intangible Assets for ₹ 4,45,024/- {page 15, Schedule-4(3) B of Annual Accounts} as per Schedule-4(C), Page 16 and 13 of RFA.</p> <p>b. Details for an amount of ₹ 2,00,23,080/- shown under Schedule-21 (Page 35 of Annual Accounts)- Other Expenses as "Others". If the expenses of ₹ 2,00,23,080/-, was on account of disbursement of Non-NET Fellowships awarded by the University itself to the students, then it should be accounted as 'Academic Expenses' under Schedule-16 (Page 30 of Annual Accounts) as mandated in the RFA (Page 49, Sl.no.11.3)</p>				<p>The details of Intangible assets are shown in Schedule 4 (3) (Page No.15 of the Annual Accounts) Plan- ₹397360, Non-Plan- ₹9996, Shillong- ₹3037, Lucknow - ₹33411 and EMMRC - ₹1220, Totaling to ₹4,45,024/-.</p> <p>Audit may kindly note that the expenditure towards Non NET fellowships is classified as 'other expenses' as per accounting practice. This expenditure does not come under Academic expenditure as per the New Format prescribed.</p>
10	<p>The difference of ₹5,72,384/- between the total value of additions to Plan-Computers during the year-Full year (Plan) as per Annual Accounts (₹38,07,435) and as per the details furnished to Audit (₹43,79,819) was not reconciled. Besides, depreciation (60%) of ₹8,58,576/- on asset value</p>				<p>As per the Accounting Policy, though these assets are capitalized during the year and shown as additions, depreciation needs to be calculated from the date of assets put to use/ commissioned. The depreciation has been provided correctly on the assets provided. Therefore, Audit may kindly note that there is</p>

	of ₹14,30,960/- (Full year in 2011-12, with balance WDV of ₹5,72,384/-) was only provided and depreciation of ₹5,57,731 for further years from 2012-13 to 2015-16 (Full year) was not provided.	no over statement of expenditure nor understatement of Assets																									
11	<p>The following differences existed in the Annual Accounts, which were not reconciled:</p> <table border="1"> <thead> <tr> <th>Sl. No</th> <th>Description</th> <th>As per R&amp;P Account (₹)</th> <th>As per Schedules (₹)</th> <th>Difference (₹)</th> </tr> </thead> <tbody> <tr> <td>a.</td> <td>Receipts against Sponsored Projects/Schemes</td> <td>8,48,97,000 (Sl.No. V, Page 3)</td> <td>9,58,05,214 {Credit: Schedule-3(a), Page 9}</td> <td>1,09,08,214</td> </tr> <tr> <td>b.</td> <td>Payments against Sponsored Projects/Schemes</td> <td>NIL</td> <td>3,63,41,160 {Debit: Schedule-3(a), Page 9}</td> <td>3,63,41,160</td> </tr> <tr> <td>c.</td> <td>Receipts against Sponsored Fellowships and Scholarships</td> <td>1,76,97,000 (Sl.No. VI, Page 3)</td> <td>5,26,48,586 {Credit: Schedule-3(b), Page 10}</td> <td>3,49,51,586</td> </tr> <tr> <td>d.</td> <td>Payments against</td> <td>NIL</td> <td>8,32,46,301</td> <td>8,32,46,301</td> </tr> </tbody> </table>	Sl. No	Description	As per R&P Account (₹)	As per Schedules (₹)	Difference (₹)	a.	Receipts against Sponsored Projects/Schemes	8,48,97,000 (Sl.No. V, Page 3)	9,58,05,214 {Credit: Schedule-3(a), Page 9}	1,09,08,214	b.	Payments against Sponsored Projects/Schemes	NIL	3,63,41,160 {Debit: Schedule-3(a), Page 9}	3,63,41,160	c.	Receipts against Sponsored Fellowships and Scholarships	1,76,97,000 (Sl.No. VI, Page 3)	5,26,48,586 {Credit: Schedule-3(b), Page 10}	3,49,51,586	d.	Payments against	NIL	8,32,46,301	8,32,46,301	The figures in Receipts and Payments are the extract of all Bank and Cash book transactions made during the year, whereas figures in the Schedules of Balance Sheet are drawn on a particular date on accrual basis. Therefore, the Reconciliation of these two sets of figures is not made as per the generally accepted accounting principles..
Sl. No	Description	As per R&P Account (₹)	As per Schedules (₹)	Difference (₹)																							
a.	Receipts against Sponsored Projects/Schemes	8,48,97,000 (Sl.No. V, Page 3)	9,58,05,214 {Credit: Schedule-3(a), Page 9}	1,09,08,214																							
b.	Payments against Sponsored Projects/Schemes	NIL	3,63,41,160 {Debit: Schedule-3(a), Page 9}	3,63,41,160																							
c.	Receipts against Sponsored Fellowships and Scholarships	1,76,97,000 (Sl.No. VI, Page 3)	5,26,48,586 {Credit: Schedule-3(b), Page 10}	3,49,51,586																							
d.	Payments against	NIL	8,32,46,301	8,32,46,301																							

		Sponsored Fellowships and Scholarships		{Debit: Schedule-3(b), Page 10}												
	e.	Income on Investments from Earmarked/Endowment Funds	18,47,000 {Page 3 of Annual Accounts, Sl.No.V II (a)}	1,48,70,808 {Schedule-2, Page 5, Sl.no.A(c)}	1,30,23,808											
12	<p>The following differences in figures of Income between the details furnished to Audit and Annual Accounts, were not reconciled:</p> <table border="1"> <thead> <tr> <th>Sl. No</th> <th>Description</th> <th>As per details furnished to Audit (₹)</th> <th>As per I&amp;E Account, Schedule-13, Page 26 (₹)</th> <th>Difference (₹)</th> </tr> </thead> <tbody> <tr> <td>a.</td> <td>Rent charges collected from Staff quarters, Shops, Stores, Restaurant and Xerox Center</td> <td>6,96,302/-</td> <td>NIL</td> <td>6,96,302/-</td> </tr> </tbody> </table>						Sl. No	Description	As per details furnished to Audit (₹)	As per I&E Account, Schedule-13, Page 26 (₹)	Difference (₹)	a.	Rent charges collected from Staff quarters, Shops, Stores, Restaurant and Xerox Center	6,96,302/-	NIL	6,96,302/-
Sl. No	Description	As per details furnished to Audit (₹)	As per I&E Account, Schedule-13, Page 26 (₹)	Difference (₹)												
a.	Rent charges collected from Staff quarters, Shops, Stores, Restaurant and Xerox Center	6,96,302/-	NIL	6,96,302/-												
	<p>As per Schedule -13 of I &amp; E Account, the rents recovered from Buildings, Hostels, Guest House, Quarters, shops, License fee aggregating to ₹ 43,79,127 and not 'nil'; Similarly, the income on electricity and water charges recovered during the year 2015-16 are accounted for based actual receipts. Audit may kindly note that the details as per registers/records maintained by the Sections do not tally with the figures booked in the accounts as they include recoverable dues, etc. and therefore not comparable.</p>															

	b.	Electricity charges recovered	10,86,603/-	13,92,029/-	3,05,426/-	
	c.	Water charges recovered	3,04,269/-	30,725/-	2,73,544/-	
<b>Grants-in-aid</b>						
	Out of total grants-in-aid of ₹56.56 crore received during the year (Plan: ₹5.36 crore, Non-Plan: ₹51.20 crore (including ₹12.60 crore for the year received in March 2016), together with unutilized balance of ₹68.17 crore pertaining to previous year and internal receipts/interest earned during the year of ₹25.85 crore, totaling ₹150.59 crore, the University utilized ₹111.38 crore, leaving a balance of ₹39.2 crore unutilized as on 31 <sup>st</sup> March 2016.					Factual information. No remarks
D	<b>Management Letter</b>					
	Deficiencies which have not been included in the Separate Audit Report have been brought to the notice of the Vice Chancellor, The English and Foreign Languages University, Hyderabad, through a Management letter issued separately for remedial/corrective action.					Management replies to the audit observations have been furnished vide letter No. EFLU/VCO/B.25/2016 dt: 01.11.2016.

**REPLIES TO THE ANNEXURE**

SI No	Audit Observation	Management Reply
1	<p><b>Adequacy of Internal Audit System:</b> Internal audit was conducted for the year 2013-14, covering the transactions for the period 2012-13. Internal audit of the transactions for the year 2013-14, was stated to be completed and the related Draft Internal Audit Report for the year 2014-15, was submitted to the Vice-Chancellor for approval and issue to the Departments concerned. Internal Audit Plan for the year 2015-16, stated as drawn to cover the transactions for the year 2014-15, and the internal audit was under progress. Internal Audit mechanism was not adequately strengthened to cover periodically in a fixed time frame, internal audit of all the Departments of the University and its two off-campus Centers at Shillong and Lucknow, in a phased manner. Besides, the University did not have an Internal Audit Manual and Accounts Manual.</p>	<p>The Internal Audit Officer, who was on deputation was repatriated back to his Parent Department during the year and the University is in the process to position an Internal Audit Officer at the earliest. Also efforts are being put to strength the adequacy of the Internal Audit System and its operations. Efforts are being made to draft Audit and Accounts Manuals, though the Government of India and General Financial Rules are strictly in vogue in the University.</p>
2	<p><b>Adequacy of Internal Control Mechanism:</b> The internal control system was inadequate as-</p> <ul style="list-style-type: none"> <li>i. Internal Audit was not adequately strengthened to cover periodically in a fixed time, all the departments and two off-Campus Centers.</li> <li>ii. Physical verification of fixed assets was not conducted despite previously commented in SAR.</li> <li>iii. Physical verification of Library Books was not conducted.</li> <li>iv. No system was evolved for conducting Annual Physical Verification of Inventory.</li> <li>v. Suspense and Claims Receivable accounts were not reconciled and</li> <li>vi. Non-Reconciliation of Bank Accounts</li> </ul>	<ul style="list-style-type: none"> <li>i. Internal audit of all the departments of EFLU was done upto the year 2013-14 and internal audit for the year 2015-16 is being started shortly;</li> <li>ii. <u>to iv:</u> Please refer to the remarks at SI.No.3 below.</li> <li>v. &amp; vi. The reconciliation of Suspense, Claims Receivable, Bank Accounts and their Clearance is a routine and continuous process by the management. In this regard, kindly refer to the remarks to Paras A.1.1.2, A. 2.2.1 and B.5.</li> </ul>
3	<p><b>System of Physical verification of Fixed Assets:</b> Physical verification of Fixed Assets was not conducted despite previous Audit comments and no Independent Committees were formed by the</p>	<p>As per the accounting practice, the expenditure on acquisition of assets, viz., buildings, furniture, vehicles, etc., is capitalized while passing the bills of the suppliers/contractors itself the capitalized value is transferred to the relevant Fixed Asset Head and shown in</p>

	<p>University to carry out Physical verification of all the Fixed Assets, existing as on 31st March of the year. Items noted in the Fixed Assets Registers based on their physical availability in the Departments concerned and periodical updating of assets details, were treated as system of Physical verification. Further, the volume of Library Books held by the University was not disclosed in the Annual Account and Physical verification of Library Books was also not conducted, though stipulated as per Rule 194 of GFRs. Hence, the system of Physical verification of Fixed Assets &amp; Library Books was neither adequate nor in consonance with Rules 192 &amp; 194 of General Financial Rules 2005. The University did not maintain Fixed Assets Registers both Department-wise and also Consolidated/Centralised Fixed Asset Register.</p>	<p>Schedule of the Balance Sheet. Therefore, the University does not maintain Fixed Assets Registers both Department-wise and also Consolidated/Centralized Fixed Asset Register separately, as the details of Gross Block, Net Block and Depreciation on Fixed Assets are provided in Schedule 4 of the Annual Accounts, which is a consistent practice.</p> <p>Audit may kindly note that most of the assets acquired in the nature of furniture, viz., cots, chairs, refrigerators, ACs. Tables, library books, etc., are maintained in the format prescribed in GFRs by the departments and their physical availability is verified in-house to have effective internal control mechanism. During the year 2014-15, physical verification of such assets was done and the relevant records shown to the audit party. The physical verification for the year 2015-16 is also in progress. Therefore the system of physical verification of assets is in place.</p>
4	<p><b>System of Physical verification of Inventory:</b> Neither a system was evolved nor a Committee was constituted for conduct of Annual Physical verification of Inventory, though pointed out in previous audits.</p>	<p>Audit may kindly refer to the remarks to Para 3 above.</p>
5	<p><b>Regularity in payment of statutory dues:</b> Statutory dues were paid regularly.</p>	<p>No remarks.</p>



**Finance Officer**  
**The English and Foreign Languages University**  
**Hyderabad-500 007.**

**THE ENGLISH AND FOREIGN LANGUAGES UNIVERSITY  
HYDERABAD - 500 007**

**ANNUAL ACCOUNTS 2015-16**

**INDEX**

<b>Sl No</b>	<b>Particulars</b>	<b>Page No</b>
1	Balance Sheet	1
2	Income & Expenditure Account	2
3	Receipts & Payments Account	3
4	Schedules to the above Financial Statements	4 - 42
5	Audited Report on Provident Fund Accounts	43 - 44
6	Provident Fund Balance Sheet	45
7	Provident Fund Income & Expenditure	46
8	Provident Fund Receipts & Payments	47
9	Notes on Provident Fund Account	48
10	New Pension Scheme Balance Sheet	49
11	New Pension Scheme Income & Expenditure	50
12	New Pension Scheme Receipts & Payments	51
13	Notes on New Pension Scheme Account	52

**THE ENGLISH AND FOREIGN LANGUAGES UNIVERSITY**  
**BALANCE SHEET AS AT 31.03.2016**

In ₹

SOURCES OF FUNDS	Schedules	2015-16	2014-15
<b>CORPUS/CAPITAL FUND</b>	1	47,16,37,659	1,01,09,89,463
<b>DESIGNATED/EARMARKED/ENDOWMENT FUNDS</b>	2	21,27,49,982	20,47,09,932
<b>CURRENT LIABILITIES &amp; PROVISIONS</b>	3	1,78,66,96,378	2,12,06,31,853
<b>TOTAL</b>		<b>2,47,10,84,019</b>	<b>3,33,63,31,248</b>
<b>APPLICATION OF FUNDS</b>			
<b>FIXED ASSETS</b>	4		
Tangible Assets		65,71,08,909	53,39,55,315
Intangible Assets		4,45,026	1,75,210
Capital Works-In-Progress		20,71,99,756	39,56,11,338
Amortisation of Fixed assets		-	2,47,11,197
<b>INVESTMENTS FROM EARMARKED/ENDOWMENT FUNDS</b>	5		
Long Term		-	-
Short Term		24,84,076	24,84,076
<b>INVESTMENTS-OTHERS</b>	6	-	-
<b>CURRENT ASSETS</b>	7	1,25,22,90,218	1,19,06,66,301
<b>LOANS,ADVANCES &amp; DEPOSITS</b>	8	35,15,56,034	1,18,87,27,811
<b>TOTAL</b>		<b>2,47,10,84,019</b>	<b>3,33,63,31,248</b>

SIGNIFICANT ACCOUNTING POLICIES

24

CONTINGENT LIABILITIES AND NOTES TO ACCOUNTS

25



**THE ENGLISH AND FOREIGN LANGUAGES UNIVERSITY**  
**INCOME AND EXPENDITURE ACCOUNT FOR THE YEAR ENDED 31st MARCH, 2016**

In ₹

Particulars	Schedules	2015-16	2014-15
<b>INCOME</b>			
Academeic Receipts	9	83,42,630	1,09,38,740
Grants / Subsidies	10	64,37,53,075	43,52,79,502
Income form investments	11	-	
Interest earned	12	5,87,91,705	1,36,40,945
Other Income	13	69,26,614	73,08,066
Prior Period Income	14	46,62,373	2,11,55,621
<b>TOTAL (A)</b>		<b>72,24,76,397</b>	<b>48,83,22,874</b>
<b>EXPENDITURE</b>			
Staff Payments & Benefits (Establishment expenses)	15	1,23,70,57,109	43,50,66,950
Academic Expenses	16	66,52,467	35,50,621
Administrative and General Expenses	17	8,42,05,316	3,62,68,849
Transportation Expenses	18	20,87,745	8,29,650
Repairs & Maintenance	19	36,69,659	36,73,091
Finance costs	20	59,661	23,127
Other Expenses	21	2,00,23,080	61,23,419
Prior Period Expenditure	22	67,85,372	27,87,167
Depreciation	23	19,43,10,403	11,55,62,855
<b>TOTAL (B)</b>		<b>1,55,48,50,812</b>	<b>60,38,85,729</b>
<b>Balance being excess of Income over Expenditure (A-B)</b>		<b>(83,23,74,415)</b>	<b>(11,55,62,855)</b>
Transfer to /from Designated Fund		0	0
Builind fund		0	0
Others (specify)		0	0
<b>Balance Being Surplus/ (Deficit) Carried to Capital Fund</b>		<b>(83,23,74,415)</b>	<b>(11,55,62,855)</b>

Significant Accounting Policies	24
Contingent Liabilities and Notes to Accounts	25

**THE ENGLISH AND FOREIGN LANGUAGES UNIVERSITY**  
**RECEIPTS AND PAYMENTS ACCOUNT FOR THE PERIOD/YEAR ENDED 31ST MARCH 2016**

₹ In Lakh

RECEIPTS	CURRENT YEAR	PREVIOUS YEAR	PAYMENTS	CURRENT YEAR	PREVIOUS YEAR
<b>I Opening Balance</b>	<b>11,847.81</b>	<b>9,514.73</b>	<b>I Expenses</b>	<b>6,520.71</b>	<b>4,667.13</b>
a) Cash Balance	1.73	1.20	a) Establishment expenses	-	-
b) Bank balance			b) Academic expenses	49.09	31.77
i) In Current accounts	283.07	517.12	c) Administrative expenses	582.94	226.05
II) In deposit accounts	8,560.02	7,257.67	d) Transportation expenses	14.27	3.53
III) Savings accounts	3,002.99	1,738.74	e) Repairs & Maintenance	23.96	28.32
			f) Prior Period expenses	49.93	
<b>II Grants Received</b>	<b>6,357.47</b>	<b>7,340.04</b>	g) Salaries & Other Benefits to staff	5,610.39	4,085.14
a) From Government of India	-	-	h) Other Expenses	190.13	292.32
b) From State Government	-		<b>II Current Liabilities</b>	<b>1,074.04</b>	<b>404.51</b>
c) From UGC					
i) Plan	536.00	1,400.00	<b>III Expenditure on Fixed Assets and</b>	<b>544.72</b>	<b>592.11</b>
ii) Non-Plan	5,821.47	5,940.04	a) Fixed Assets	279.72	310.67
<b>III Academi Receipts</b>	<b>83.40</b>	<b>109.31</b>	b) Capital Works-in Progress.	265.00	281.44
<b>IV Receipts against Earmarked/Endowment Funds</b>	<b>112.19</b>				
<b>V Receipts against Sponsored Projects/Schemes</b>	<b>848.97</b>		<b>IV Current Assets Loans &amp; Advances</b>	<b>-</b>	<b>18.78</b>
<b>VI Receipts against sponsored Fellowships and Scholarships</b>	<b>176.97</b>	<b>311.66</b>			
<b>VII Income on Investments from</b>	<b>18.47</b>		<b>V Other payments</b>	<b>0.51</b>	<b>2.87</b>
a) Earmarked /Endowment funds	18.47				
b) Other Investments'			<b>VI Closing Balances</b>	<b>12,522.90</b>	<b>11,847.81</b>
<b>VIII Interest received on</b>	<b>595.50</b>		a) Cash in hand	12.83	1.73
a) Bank deposits	563.88		b) Bank balances		
b) loans and advances	1.73		I) in Current Accounts	224.93	283.07
c) Savings Bank Accounts	30.49		II) in Savings Accounts	1,270.65	3,002.99
<b>IX Current Assets</b>	<b>40.38</b>		III) in Term Deposit Accounts	11,014.49	8,560.02
<b>X Other Income (Including Prior period Income)</b>	<b>78.76</b>				
<b>XI Loans,Advances &amp; Inter Unit Transfers</b>	<b>502.96</b>				
<b>XII Any Other Receipts (Indirect Income)</b>		<b>257.47</b>			
<b>TOTAL</b>	<b>20,662.88</b>	<b>17,533.21</b>	<b>TOTAL</b>	<b>20,662.88</b>	<b>17,533.21</b>

## SCHEDULE - 1 CORPUS/CAPITAL FUND

In ₹

Particulars	2015-16	2014-15	
	Balance at the beginning of the year	1,01,09,89,460	1,12,63,58,337
<b>Add:</b>	Contributions towards Corpus/Capital Fund	-	-
<b>Add:</b>	Grants from UGC, Government of India and State Government to the extent utilized for capital expenditure	29,30,22,614	9,83,97,676
<b>Add:</b>	Assets Purchased out of Earmarked Funds		
<b>Add:</b>	Assets Purchased out of Sponsored Projects, where ownership vests in the institution		
<b>Add:</b>	Assets Donated / Gifts Received		
<b>Add:</b>	Other Additions		
<b>Add:</b>	Excess of income over expenditure transferred from the income & expenditure account	-	
	<b>Total</b>	<b>1,30,40,12,074</b>	<b>1,22,47,56,013</b>
<b>Less:</b>	(Deduct) Deficit transferred from the Income & expenditure Account	83,23,74,415	21,37,66,550
	<b>Balance at the year end</b>	<b>47,16,37,659</b>	<b>1,01,09,89,463</b>

**SCHEDULE - 2 - DESIGNATED/EARMARKED/ENDOWMENT FUNDS**

In ₹

Particulars	Fund wise Breakup		Total	
	Endowment Funds	Non Formal Fund	Current Year	Previous Year
<b>A.</b>				
a) Opening balance	33,75,737	20,13,34,195	20,47,09,932	19,03,33,416
b) Additions during the year	41,151		41,151	42,55,708
c) Income from investments made of the funds	29,563	1,48,41,245	1,48,70,808	1,55,41,987
d) Accrued interest on investments/Advances	5,71,308	52,55,326	58,26,634	41,24,936
e) Interest on Savings Bank a/c		4,63,672	4,63,672	32,08,133
f) other additions (Specify nature)		54,86,841	54,86,841	29,04,732
<b>Total (A)</b>	<b>40,17,759</b>	<b>22,73,81,279</b>	<b>23,13,99,038</b>	<b>22,03,68,912</b>
<b>B.</b>				
Utilisation/Expenditure towards objectives of funds			-	
II) Capital Expenditure			-	
III) Revenue expenditure	4,000	1,33,13,914	1,33,17,914	85,83,261
IV) Accrued interest but not due reversal	9,58,375	43,72,767	53,31,142	70,75,719
<b>Total (B)</b>	<b>9,62,375</b>	<b>1,76,86,681</b>	<b>1,86,49,056</b>	<b>1,56,58,980</b>
<b>Closing balance at the year end (A-B)</b>	<b>30,55,384</b>	<b>20,96,94,598</b>	<b>21,27,49,982</b>	<b>20,47,09,932</b>
<b>Represented by</b>				
Cash And Bank Balannces		1,08,02,286		
Investments	24,84,076	14,54,58,584		
Interest accrued but not due	5,71,308	52,55,326		
<b>Total</b>	<b>30,55,384</b>	<b>16,15,16,196</b>		

**SCHEDULE - 2A**  
**ENDOWMENT FUNDS**

In ₹

1	2	Opening Balance		Additions during the year			Total		Expenditure on the object during		Closing balance		Total (10+11)
		3	4	5	6		7	8	9	10	11	12	
Sr. No	Name of the Endowment	Endowment	Accumulated Interest	Endowment	Interest		Endowment (3+5)	accumulated Interest (4+6)	Expenditure on the object during the year		Endowment	accumulated Interest	
					Accrued	Earned			Reversal	Incurr ed			
1	K Subrahmanian	135875		3067	6525	10935	138942	17460	17572	4000	138942	-4112	134830
2	Paul Gunasekhar	248496		-18624	11115	18628	229872	29743	29934	0	229872	-191	229681
3	DS Reddy Memorial Lectural	699402		14657	27886		714059	27886	158317	0	714059	-130431	583628
	Interest Accrued on Endowment Funds	249390				0	249390	0	249390	0	249390	-249390	0
4	Muthenna	1643162			503630	0	1643162	503630	503162	0	1643162	468	1643630
5	N Krishna Swamy	162280		32458	9772	0	194738	9772		0	194738	9772	204510
6	R.N.Ghosah	206870		7047	10734	0	213917	10734		0	213917	10734	224651
7	S Krishna Murthy	20785		2540	1170	0	23325	1170		0	23325	1170	24495
8	S V Parasar	9477		6	476	0	9483	476		0	9483	476	9959
							0	0			0	0	0
		<b>3375737</b>	<b>0</b>	<b>41151</b>	<b>571308</b>	<b>29563</b>	<b>3416888</b>	<b>600871</b>	<b>958375</b>	<b>4000</b>	<b>3416888</b>	<b>-361504</b>	<b>3055384</b>

**SCHEDULE - 2A**  
**NON FORMAL FUNDS**

in ₹

1	2	Opening Balance		Additions during the year			Total		Expenditure on the object during the year		Closing balance		Total (10+11)	
		3	4	5	6		7	8	9	10	11	12		
Sr. No	Name of the Endowment	Non Formal	Accumulated Interest	Non Formal	Interest		Non Formal (3+5)	accumulated Interest (4+6)	Expenditure on the object during the year	Non Formal	accumulated Interest			
					Accrued	TDR	SB A/c		Reversal	Incurred				
1	Academic Updating Fund	10154634			33973	1241325	27205	10154634	1302503	488033	1427689	8726945	814470	9541415
2	Development Fund	93519620			1295474	7734702	123778	93519620	9153954	1331318	110559	93409061	7822636	101231697
3	Employees Welfare Fund	16945760		836955	875053	1531358	45673	17782715	2452084	944757	924246	16858469	1507327	18365796
4	Foreign Students Welfare Fund	628321					3897	628321	3897		3820	624501	3897	628398
5	International Colaboration Fund	11267750			505529	1110573	39672	11267750	1655774	614515	1372696	9895054	1041259	109363313
6	Misc Fund	10320645			1105994	1311367	18573	10320645	2435934	411973	125	10320520	2023961	123444481
7	Publication Fund	8322429			157089	325391	104866	8322429	587346	156766	125	8322304	430580	8752884
8	Reserve Fund	24152040						24152040	0			24152040	0	24152040
9	Teachers Welfare Fund	16063389		87491	1282214	1536238	34716	16150880	2853168	415100	125	16150755	2438068	18588823
10	Students Welfare Fund	9959607		4562395		50291	65292	14522002	115583	10305	9474529	5047473	105278	5152751
		<b>201334195</b>	<b>0</b>	<b>5486841</b>	<b>5255326</b>	<b>14841245</b>	<b>463672</b>	<b>206821036</b>	<b>20560243</b>	<b>4372767</b>	<b>13313914</b>	<b>193507122</b>	<b>16187476</b>	<b>209694598</b>

**SCHEDULE - 3 - CURRENT LIABILITIES & PROVISIONS**

In ₹

	2015-16	2014-15
<b>A. CURRENT LIABILITIES</b>		
1. Deposits from staff	19,467	72,404
2. Deposits from students	28,35,664	34,05,769
3. Sundry Creditors		
a) For Goods & Services	1,86,66,735	2,50,37,882
b) Others	60,31,733	
4. Deposit-Others (including EMD, Security Deposit)	1,20,11,267	1,24,62,457
5. Statutory Liabilities (GPF, TDS, WC TAX, CPF, GIS, NPS):		
a) Overdue	-	-
b) Others	1,76,55,303	2,17,80,949
6. Other Current Liabilities		
a) Salaries	1,73,23,717	1,50,37,737
b) Receipts against sponsored projects	26,52,34,885	20,57,70,832
c) Receipts against sponsored fellowships & Scholarships	-	1,04,06,111
d) Unutilised Grants	56,05,79,654	85,04,68,719
e) Grants in advance		
f) Other funds		75,00,000
g) Other Liabilities	24,82,73,938	34,32,32,659
<b>TOTAL (A)</b>	<b>1,14,86,32,363</b>	<b>1,49,51,75,519</b>
<b>B. PROVISIONS</b>		
1. For Taxation	-	
2. Gratuity	7,67,60,045	8,35,00,281
3. Superannuation Pension	37,35,62,004	36,21,40,685
4. Accumulated Leave Encashment	18,77,41,963	17,98,15,368
5. Trade Warranties /Claims	-	
6. Others (Specify)		
<b>TOTAL (B)</b>	<b>63,80,64,012</b>	<b>62,54,56,334</b>
<b>TOTAL (A + B)</b>	<b>1,78,66,96,375</b>	<b>2,12,06,31,853</b>

**SCHEDULE - 3 (a) SPONSORED PROJECTS**

In ₹

1 SI No	2 Name of the Project	3 Opening Balance		4 Debit		5 Receipts/Recoveries during the year		6 Total	7 Expenditure during the year		8 Closing balance		9 Debit
		Credit	Debit	Credit	Debit	Credit	Debit		Credit	Debit			
1	Consultancy Fund Hyd(Internal income	85,69,593				55,50,914		1,41,20,507		19,10,614	1,22,09,893		
2	ITP Fund	7,20,21,292				5,88,58,977		13,08,80,269		2,52,20,573	10,56,59,696		
3	Royalty Fund	4,70,11,974				99,05,657		5,69,17,631		62,340	5,68,55,291		
4	TISS	13,235				16,434		29,669		28,171	1,498		
5	FWSSAP Fund	7,15,410				29,049		7,44,459		-	7,44,459		
6	ICSSR	14,68,965				31,12,996		45,81,961		21,54,322	24,27,639		
7	AUSEP	63,22,299				6,36,279		69,58,578		82,540	68,76,038		
8	Ford Foundation Fund	11,65,578				1,24,117		12,89,695		10,487	12,79,208		
9	HBA	2,01,66,784				40,65,514		2,42,32,298		3,44,970	2,38,87,328		
10	ICCR	2,19,64,206				33,87,413		2,53,51,619		2,48,145	2,51,03,474		
11	REILLO	6,89,112				5,40,407		12,29,519		43,770	11,85,749		
12	BED		1,77,496			1,77,496		-		-	-		
13	CELT	26,04,534				-		26,04,534		8,46,982	17,57,552		
14	EMMSCO	78,31,620				35,31,983		1,13,63,603		13,89,619	99,73,984		
15	Italian	3,62,721				-		3,62,721		3,62,721	-		
16	Regional Eng	88,64,030				-		88,64,030		-	88,64,030		
17	UGC ongoing projects	25,73,387				39,78,639		65,52,026		14,76,890	50,75,136		
18	SAP ESL	14,02,511				43,468		14,45,979		3,11,330	11,34,649		
19	AIELTA	2,36,800				-		2,36,800		-	2,36,800		
20	Arabic studies	14,23,661				-		14,23,661		-	14,23,661		
21	CELT Africa	1,23,640				-		1,23,640		-	1,23,640		
22	ICPR	3,88,236				-		3,88,236		-	3,88,236		
23	SSA Project Govt of Telangana					2,00,000		2,00,000		1,73,076	26,924		
24	Shillong project fund	27,589				-		27,589		27,589	-		
25	UNICEF	1,150				16,45,871		16,47,021		16,47,021	-		
	<b>Total</b>	20,59,48,327	1,77,496			9,58,05,214		30,15,76,045		3,63,41,160	26,52,34,885		0



**SCHEDULE - 3 (b) SPONSORED FELLOWSHIPS AND SCHOLARSHIPS**

In ₹

Sr.No.	Name of the Sponsor	Opening Balance As on		Transactions during the year		Closing balance as on	
		CR	DR	CR	DR	CR	DR
1	2	3	4	5	6	7	8
1	Univerisity Grants Commission	1,07,20,746		5,20,63,092	8,29,18,752		2,01,34,914
2	Ministry		3,14,635	5,85,494	3,27,549		56,690
3	Others (Specify Individually)		3,14,635	5,26,48,586	8,32,46,301	-	2,01,91,604
	<b>Total</b>	<b>1,07,20,746</b>	<b>3,14,635</b>	<b>5,26,48,586</b>	<b>8,32,46,301</b>	<b>-</b>	<b>2,01,91,604</b>

**SCHEDULE - 3 C - UNUTILISED GRANTS FROM UGC, GOVERNMENT OF INDIA AND STATE GOVERNMENTS**

In ₹

	Current Year	Previous Year
<b>A. Plan Grants: Government of India</b>		
Balance B/F		
Add: Receipts during the		
<b>Total (a)</b>	0	0
Less: Refunds		
Less: Utilized for Revenue Expenditure		
Less: Utilized for Capital Expenditure		
<b>Total (b)</b>	0	0
Unutilized carried forwards (a-b)	0	
<b>B.UGC grants : Plan</b>		
Balance B/F	670819840	
Receipts during the year	53600000	
Adjustment Receipts	91911252	
<b>Total (c)</b>	816331092	
Less: Refunds		
Less: Utilized for Revenue Expenditure	188785166	
Less: Utilized for Capital Expenditure	229791978	
Adjustment payments		
<b>Total (d)</b>	418577144	
Unutilized carried forwards (c-d)	<b>397753948</b>	
<b>C.UGC Grants Non Plan</b>		
Balance B/F	179648881	
Add: Receipts during the	511954000	
Add: Other adjustment Receipts	166471729	
<b>Total (e)</b>	<b>858074610</b>	
Less: Refunds		
Less: Utilized for Revenue Expenditure	695248904	
Less: Utilized for Capital Expenditure		
<b>Total (f)</b>	<b>695248904</b>	
Unutilized carried forwards (e-f)	162825706	
<b>D.Grants from State Govt.</b>		
Balance B/F	0	
Add:Receipts during the year	0	
<b>Total (g)</b>	0	
Less: Utilized for Revenue Expenditure	0	
Less: Utilized for Capital Expenditure	0	
<b>Total (h)</b>	0	
Unutilized carried forwards (g-h)	0	
<b>Grants Total (A+B+C+D)</b>	<b>560579654</b>	

## Sch 4 for the year 2015-16

DESCRIPTION	GROSS BLOCK				DEPRECIATION				NET BLOCK	
	Cost/valuation as at beginning of the year	Additions during the year	Deductions during the year	Cost/valuation at the year end	As at the beginning of the year	On additions during the year	On deductions during the year	Total up to the year end	As at the current year end	As at the previous year end
1	2	3	4	5	6	7	8	9	10	11
I Land:										
a) Freehold										
b) Leasehold										
II Buildings:										
a) On Freehold Land										
b) On Leasehold Land	63,45,19,919	26,70,13,771	-	90,15,33,690	25,25,10,332	12,76,14,630		38,01,24,962	52,14,08,728	38,20,09,587
c) Ownership/Flats/Premises										
d) Superstructures on Land not belonging to educational institutions										
III Plant and Machinery - 15%	15,85,16,854	7,22,771		15,92,39,625	9,60,03,572	94,78,888		10,54,82,460	5,37,57,165	6,25,13,281
IV Vehicles 15%	65,60,828			65,60,828	39,47,456	3,92,006		43,39,462	22,21,366	26,13,372
V Office Equipments - 15%	5,32,38,447	14,44,612		5,46,83,059	2,86,95,708	39,58,078		3,26,53,786	2,20,29,273	2,45,42,736
VI Computers/ Peripherals 60%	9,58,06,802	51,87,235		10,09,94,037	8,97,75,695	72,25,380		9,70,01,075	39,92,962	60,31,110
VII Furniture, Fixtures & Fittings - 10%	6,19,56,372	51,92,778		6,71,49,150	2,03,24,340	46,39,571		2,49,63,911	4,21,85,239	4,16,32,032
VIII Electrical Appliances 80%	3,77,61,598	65,43,085		4,43,04,683	3,30,85,650	84,43,097		4,15,28,747	27,75,936	46,75,948
IX Library Books 60%	10,98,48,324	59,40,991		11,57,89,315	10,23,00,461	72,74,423		10,95,74,884	62,14,431	75,47,863
XI Sports Equipments - 15%	3,10,020	89,445		3,99,465	1,89,196	24,832		2,14,028	1,85,437	1,20,826
XII Tube Wells and Water Supply System - 10%	27,35,185	3,16,498		30,51,683	4,66,625	2,46,686		7,13,311	23,38,372	22,68,560
A Total Tangible Assets	<b>1,16,12,54,349</b>	<b>29,24,51,186</b>	-	<b>1,45,37,05,535</b>	<b>62,72,99,035</b>	<b>16,92,97,591</b>	-	<b>79,65,96,626</b>	<b>65,71,08,909</b>	<b>53,39,55,315</b>
B Intangible Assets	10,86,535	5,71,428		16,57,963	9,11,323	3,01,614		12,12,937	4,45,026	1,75,210
C Capital Work-in progress	39,56,11,338	6,79,34,870	25,63,46,452	20,71,99,756	-	-	-	-	20,71,99,756	39,56,11,338
D Amortization of assets	12,35,55,977			12,35,55,977	9,88,44,783	2,47,11,197		12,35,55,980	-	2,47,11,197
<b>TOTAL (A+B+C+D)</b>	<b>1,68,15,08,199</b>	<b>36,09,57,484</b>	<b>25,63,46,452</b>	<b>1,78,61,19,231</b>	<b>72,70,55,141</b>	<b>19,43,10,402</b>	-	<b>92,13,65,543</b>	<b>86,47,53,691</b>	<b>95,44,53,060</b>

Sch 4 (1) for the year 2015-16

I	GROSS BLOCK														Deductions during the year	Cost/valuation at the year end			
	Cost/valuation as at beginning of the year							Additions during the year											
	Total	Plan	NPNS	SP	Shillong	Lucknow	EMMRC	Plan	Scholar & Proji	Shillong	Lucknow	EMMRC	Total	Plan/SH					
							Full Year	Half Year	Full Year	Half Year	Full Year	Half Year							
I Land:																			
a) Freehold	0	0	0	0	0	0	0	0	0	0	0	0	0	0	0	0	0		
b) Leasehold	0	0	0	0	0	0	0	0	0	0	0	0	0	0	0	0	0		
II Buildings:																			
a) On Freehold Land	0	0	0	0	0	0	0	0	0	0	0	0	0	0	0	0	0		
b) On Leasehold Land	382009587	354520299	0	0	27489288	0	199640832	6882406		6036698	183635			267013771		649023358	0		
c) Ownership/Flats/Premises	0	0	0	0	0	0	0	0	0	0	0	0	0	0	0	0	0		
d) Superstructures on Land not belonging to educational institutions	0	0	0	0	0	0	0	0	0	0	0	0	0	0	0	0	0		
III Plant and Machinery - 15%	62513282	56194370	315120	4104157	1299208	600427	0	605827	86944	0	0	0	30000	0	0	722771	63236053		
IV Vehicles 15%	2613372	2613372	0	0	0	0	0	0	0	0	0	0	0	0	0	0	2613372		
V Office Equipments - 15%	24542739	23615033	451401	195554	211058	69693	0	877834	271400	168300	0	8990	0	1444612	0	25987351	11218342		
VI Computers/ Peripherals 60%	6031107	4475101	274249	833024	90739	294154	63840	3807435	1315225	0	64575	0	0	5187235	0	46824809	11219033		
VII Furniture, Fixtures & Fittings - 10%	41632031	32413494	395211	428736	7934473	460117	0	717144	504965	57030	0	3536811	38000	23568	315260	0	13488854	210269	
VIII Electrical Appliances 80%	4675948	3873821	38879	46620	155424	14811	546393	4774883	950667	0	0	437880	379655	0	0	5940991	89445		
IX Library Books 60%	7547863	4615951	0	0	1948309	983603	0	676424	1286149	0	0	2437580	658248	97350	785240	0	316498	2585058	
XI Sports Equipments - 15%	120824	109013	0	0	0	11811	0	0	89445	0	0	0	0	0	0	89445	0	826406499	746638
XII Tube Wells and Water Supply System - 10%	2268560	2268560	0	0	0	0	0	80098	236400	0	0	0	0	0	0	316498	0	207199756	24711197
III Intangible Assets 60%	533955313	484699014	1474860	5608091	39128499	2434616	610233	211180477	11623601	225330	64575	66719169	1377626	150918	1109490	0	826406499	207199756	
III Capital Work in Progress	395611338	325133078	0	0	70478260	0	0	11306232	0	0	0	56628638	0	0	0	67934870	256346452	24711197	24711197
IV Amortization of Assets	24711197	24711197	0	0	0	0	0	0	0	0	0	0	0	0	0	0	0	24711197	24711197
	954453058	834682865	1499850	5608091	109614352	2434616	613284	222486709	12111501	225330	64575	123347807	1377626	234446	1109490	0	360957484	1059064090	256346452



Sch 4 (3) for the year 2015-16

DESCRIPTION	NET BLOCK AS ON 31.03.2015						NET BLOCK AS ON 31.03.2016							
	Total	Plan	NPNS	SP	Shillong	Lucknow	EMMRC	Total	Plan	NPNS	SP	Shillong	Lucknow	EMMRC
I														
I Land:														
a) Freehold														
b) Leasehold														
II Buildings:														
a) On Freehold Land														
b) On Leasehold Land	382009587	354520299			27489288			521408728	444931518			76477210		
c) Ownership/Flats/Premises	0													
d) Superstructures on Land not belonging to educational institutions	0													
III Plant and Machinery - 15%	62513282	56194370	315120	4104157	1299208	600427	0	53757165	48360590	267852	3488533	1104327	535863	0
IV Vehicles 15%	2613372	2613372	0	0	0	0	0	2221366	2221366	0	0	0	0	0
V Office Equipments - 15%	24542739	23615033	451401	195554	211058	69693	0	22029273	20980121	383691	309276	288630	67555	0
VI Computers/ Peripherals 60%	6031107	4475101	274249	833024	90739	294154	63840	3992962	3325357	109699	378412	36296	117662	25536
VII Furniture, Fixtures & Fittings - 10%	41632031	32413494	395211	428736	7934473	460117	0	42185238	30297291	355690	437189	10360255	734813	0
VIII Electrical Appliances 80%	4675948	3873821	38879	46620	155424	14811	546393	2775936	2300141	7776	9324	346454	2962	109279
IX Library Books 60%	7547863	4615951	0	0	1948309	983603	0	6214431	3017254	0	0	2215129	982048	0
XI Sports Equipments - 15%	120824	109013	0	0	0	11811	0	185437	175398	0	0	0	10039	0
XII Tube Wells and Water Supply System - 10%	2268560	2268560	0	0	0	0	0	2338372	2338372	0	0	0	0	0
A Total Tangible Assets	<b>533955313</b>	<b>484699014</b>	<b>1474860</b>	<b>5608091</b>	<b>39128499</b>	<b>2434616</b>	<b>610233</b>	<b>525790625</b>	<b>557947408</b>	<b>1124708</b>	<b>4622734</b>	<b>90828301</b>	<b>2450942</b>	<b>134815</b>
B Intangible Assets	175210	139576	24990	0	7593	0	3051	445024	397360	9996	0	3037	33411	1220
C Capital Work-in progress	395611338	325133078	0	0	70478260	0	0	207199756	80092858	0	0	127106898	0	0
D Amortization of assets	24711197	24711197	0	0	0	0	0	0	0	0	0	0	0	0
<b>TOTAL (A+B+C+D)</b>	<b>954453058</b>	<b>834682865</b>	<b>1499850</b>	<b>5608091</b>	<b>109614352</b>	<b>2434616</b>	<b>613284</b>	<b>953551478</b>	<b>638437626</b>	<b>1134704</b>	<b>4622734</b>	<b>217938236</b>	<b>2484353</b>	<b>136035</b>

**SCHEDULE - 5 : INVESTMENTS FROM EARMARKED/ENDOWMENT FUNDS**

In ₹

	<b>Current Year</b>	<b>Previous Year</b>
1 In Central Government Securities	-	
2 In State Government Securities	-	
3 Other approved Securities	-	
4 Shares	-	
5 Debentures and Bonds	-	
6 Term Deposits with Banks	24,84,076	24,84,076
7 Others (to be specified)	-	-
<b>Total</b>	<b>24,84,076</b>	<b>24,84,076</b>

**SCHEDULE - 5 (A) : INVESTMENTS FROM EARMARKED/ENDOWMENT FUNDS (FUND WISE)**

<b>Sl. No.</b>	<b>Funds</b>	<b>Current Year</b>	<b>Previous Year</b>
1	DS Reddy Memorial Lecture Fund FDR	555742.00 Dr	
2	Gunasekhar Endowment Fund FDR	218566.00 Dr	
3	K.SUBRAMANIAN ENDOWMENT FUND FDR	128305.00 Dr	
4	Muthenna Endowment Fund FDR	1140000.00 Dr	
5	N.Krishana Murthy Endowment Fund FDR	23325.00 Dr	
6	N Krishna Swamy Endowment Fund FDR	194738.00 Dr	
7	R.N.Gosh Foundation FDR	213917.00 Dr	
8	S.V.Parashar Enowment FDR	9483.00 Dr	
	<b>Total</b>	<b>2484076.00 Dr</b>	

## SCHEDULE - 6 - INVESTMENTS - OTHERS

In ₹

	Current Year	Previous Year
1 In Central Government Securities	-	
2 In State Government Securities	-	
3 Other approved Securities	-	
4 Shares	-	
5 Debentures and Bonds	-	
6 Others (to be specified)	-	
<b>Total</b>	-	





## ANNEXURE A

In ₹

<b>i) Cash Balances</b>		<b>1282953</b>
1	Petty Cash - NPNS	25000
2	Cash Balances (Incl, Chs, Drafts, Imprest) - LK	44037
3	Cash in Transit-LK	1200000
4	NP Cash - SH	10111
5	SWF Cash - SH	3805
<b>ii) Bank Balances</b>		
<b>1. Savings Bank Accounts</b>		<b>127064931</b>
1	SBH - NR NME - ICT - EMMRC	1708170
2	SBH - Recuring - 62122901608 - EMMRC	3799171
3	SBH - AU - 62046306310 - NF	3860352
4	SBH - DF - 62046295976 - NF	242884
5	SBH - EWF - 62046305464 - NF	2160752
6	SBH - FSWF - 62104061986 - NF	67702
7	SBH - ICF - 62046315428 - NF	896868
8	SBH - MF - 62046316136 - NF	290882
9	SBH - PF - 62046316056 - NF	590961
10	SBH - SWF - 62046305102 - NF	2077278
11	SBH - TWF - 62046306172 - NF	614607
12	SBH - NPNS - 62116229767 - NPNS	8548996
13	SBH Tagore Intl Men's Hostel - 62253166284 - NPNS	536664
14	SBI - Lalaguda - 32910269381 - NPNS	1007252
15	SBH - DC - 62122902147 - Plan	2444
16	SBH - Merged Schme - 62122896802 - Plan	4794
17	SBH - Plan GD - 62122902067 - Plan	8455626
18	SBI - Corpus Fund Projects - 33010324611 - SH	207477
19	SBI - Plan - 31858187617 - SH	2902214
20	SBI - Reserve Fund - 30424386502 - SH	1382700
21	SBI - SWF - 30424393869 - SH	528653
22	SBH - AUSEP - 62180368055 - SP	29399
23	SBH - Bed - 62111478594 - SP	205
24	SBH - EMESCO - 62012190632 - SP	3722424
25	SBH - Ford Foundation - 52198270156 - SP	51207
26	SBH - FWSSAP - Frweek Studt Study - 62191001026 - SP	744459
27	SBH - HBA - 52198272256 - SP	1776130
28	SBH - ICCR - 62122901438 - SP	1308804
29	SBH - ICSSR SB A/c No.62284221333 - SP	2455206
30	SBH - Internal Income SB A/c No 62122901303 - SP	1964138
31	SBH - ITP SB A/c No 62216583848 - SP	7407869
32	SBH - Rello Project - 2 - 62116127798 - SP	117221
33	SBH - RELO PROJ - 1 - 62294650304 - SP	686881
34	SBH - SAP - ESL STUDIES - 62275956936 - SP	996038
35	SBH - TISS Project - 62326709573 - SP	1498
36	SBH - OBC - 62113104525 - SRT	63326
37	SBH - SRT - 62128093014 - SRT	65853679

2. Current Accounts		22493051
1	Canara Bank NR - 1286101022663 - EMMRC	125469
2	SBH - NR Consultancy - 62098711645 - EMMRC	79617
3	SBH - Current Account - LK	889777
4	SBH - Akka Mahadevi Hostel - 62066314023 - NPNS	157011
5	SBH - Basheer Hostel - 62292529288 - NPNS	3516173
6	SBH - Guest House - 62058318968 - NPNS	532244
7	SBH - International Women's Hostel - NPNS	885114
8	SBH - Mahalaq Bai Chand Hostel - NPNS	653600
9	SBH - Tuition Fee - 62101676109 - NPNS	10015065
10	Canara Bank CA-1286201000983 - SP	610119
11	SBH Current Alc-52198262419	1098607
12	SBH - Hubsigudaa - SP	533789
13	SBI - Non Plan - 10881225176 - SH	3396466
<b>3. Term Deposits with Schedule Banks</b>		<b>1101449283</b>
1	Term Deposits - LK	17701828
2	Construction of Boys Hostel Shing-Indian Bank-Plan	10000000
3	Indian Bank FDRs - Plan	190000000
4	SBH FDRs - Plan	387376138
5	NR Term Deposits - EMMRC	9885323
6	R Term Deposits - EMMRC	156752
7	Term Deposits - AU	5000000
8	Term Deposits - DF	84975929
9	Term Deposits - EWF	13798758
10	Term Deposits - ICF	6700000
11	Term Deposits - MF	12793759
12	Term Deposits - PF	5500000
13	Term Deposits - SWF	550372
14	Term Deposits - TWF	16139766
15	Basheer Hostel FDR	548620
16	FDR International Womens Hostel	1600000
17	Guest Hosue FDR	5396000
18	SBI, Tamaka Br-FDR-NPNS	3207644
19	Term Deposits-Akka Mahadevi Hostel-NPNS	1700000
20	Term Deposits-Mahalaqabai Hostel-NPNS	3000000
21	Tuition Fee FDR	70706604
22	AUSEP FDR	6871721
23	EMMESCO-FDR	51037004
24	FDR JRF& SRF Sch & Proj(Current Ac)	38253982
25	Ford Foundation FDR	1321263
26	HBA Investment FDR	20093070
27	ICCR FDR	23785965
28	Internal Income - FDR	20000000
29	ITP FDR	58661918
30	Rello Projects-FDR ( S&P)	5514841
31	Royalty Fund FDR	1326768
32	Term Deposits - SRT	27845258

**SCHEDULE - 8 - LOANS, ADVANCES & DEPOSITS**

In ₹

	Current Year	Previous Year
1. Advances to employees: (Non-interest bearing)		
a) Salary	-	
b) Festival	1,67,925	1,04,811
c) Medical Advance	-	-
d) LTC Advance	6,640	99,340
e) Other (to be specified)	1,56,08,434	1,89,67,166
2. Long Term Advances to employees: (Interest bearing)		
a) Vehicle loan	20,68,006	22,37,933
b) Home loan	22,37,509	9,45,130
c) Others (to be specified)	36,41,960	16,11,793
3. Advances and other amounts recoverable in cash or in kind or for value to be received:		
a) On capital account	-	
b) to Suppliers	95,22,757	58,38,725
c) Others	27,67,133	30,87,338
4. Prepaid Expenses		
a) Insurance	7,059	1,46,850
b) Other expenses	6,03,376	3,48,339
5. Deposits		
a) Telephone	1,412	1,412
b) Lease Rent		
c) Electricity	62,68,712	19,04,328
d) AICTE, if applicable		
e) CPWD Deposit	2,66,13,724	2,66,37,724
f) DAVP Deposit	10,65,933	10,65,933
f) Others Deposits	33,74,960	4,30,960
6. Income Accrued:		
a) On investments from Earmarked/Endowment Funds		
b) On Investments - Others		
c) On Loans and Advances		
d) Others (includes income due unrealized)	4,37,96,391	3,13,71,539
7. Other-Current assets receivable from UGC /Sponsored projects		
a) Debit balances in Sponsored Projects		
b) Debit balances in Sponsored Fellowships & Scholarships	2,01,91,604	
c) Grants Receivable	22,67,854	8,23,98,580
d) Other receivables from UGC	-	62,96,31,334
8. Claims Receivable	21,13,44,645	38,18,98,576
<b>TOTAL</b>	<b>35,15,56,034</b>	<b>1,18,87,27,811</b>

SCHEDULE - 9 - ACADEMIC RECEIPTS

In ₹

	Current Year	Previous Year
<b>FEES FROM STUDENTS</b>		
Academic		
1. Tuition fee	60,04,773	68,42,447
2. Admission fee	-	-
3. Enrolment fee	76,100	1,38,238
4. Library Admission fee	5,36,572	6,31,492
5. Laboratory fee	-	-
6. Art & Craft fee	-	-
7. Registration fee	6,21,379	16,12,496
8. Syllabus fee	-	-
<b>Total (A)</b>	<b>72,38,824</b>	<b>92,24,673</b>
Examinations		
1. Admission test fee	-	-
2. Annual Examination fee	4,25,230	4,87,580
3. Mark sheet, certificate fee	1,02,482	2,82,160
4. Entrance examination fee		
<b>TOTAL (B)</b>	<b>5,27,712</b>	<b>7,69,740</b>
<b>Other Fees</b>		
1. Identity card fee	61,350	64,195
2. Fine/Miscellaneous fee	1,46,308	2,90,850
3. Medical fee	2,38,320	4,25,070
4. Transportation fee	-	
5. Hostel fee	-	
6. Net Coaching fee	7,750	
<b>Total C</b>	<b>4,53,728</b>	<b>7,80,115</b>
<b>Sale of Publications</b>		
1. Sale of Admission Forms		
2. Sale of syllabus and Question Paper Etc.,		
3. Sale of prospectus including admission forms	1,22,366	1,64,212
<b>Total (D)</b>	<b>1,22,366</b>	<b>1,64,212</b>
<b>Other Academic Receipts</b>		
1. Registration fee for workshops, programmes		
2. Registration fee (Academic Staff College)		
Total (E)	-	-
<b>GRAND TOTAL (A+B+C+D+E)</b>	<b>83,42,630</b>	<b>1,09,38,740</b>

SCHEDULE 10 - GRANTS / SUBSIDIES (IRREVOCABLE GRANTS RECEIVED)

In ₹

Particulars	Plan			Total Plan	Non Plan UGC	Current Year Total	Previous Year Total
	Govt. of India	UGC					
		Plan	Specific Schemes				
Balance B/F	-	-	-	-	-	-	-
Add: Receipts during the year	-	2,16,03,552	-	2,16,03,552	62,21,49,523	64,37,53,075	43,52,79,502
Total	-	2,16,03,552	-	2,16,03,552	62,21,49,523	64,37,53,075	43,52,79,502
Less: Refund to UGC	-	-	-	-	-	-	-
Balance	-	2,16,03,552	-	2,16,03,552	62,21,49,523	64,37,53,075	43,52,79,502
Less: Utilised for Capital expenditure (A)	-	-	-	-	-	-	-
Balance	-	2,16,03,552	-	2,16,03,552	62,21,49,523	64,37,53,075	43,52,79,502
Less: Utilized for Revenue Expenditure (B)	-	2,16,03,552	-	2,16,03,552	62,21,49,523	64,37,53,075	43,52,79,502
Balance C/F ©	-	-	-	-	-	-	-

**SCHEDULE - 11 - INCOME FROM INVESTMENTS**

In ₹

Particulars	Earmarked/		Other Investments	
	Current Year	Previous Year	Current Year	Previous Year
1. Interest				
a. On Government Securities				
b. Other Bonds/Debentures				
2. Interest on Term Deposits	29,563	30,080		
3. Income accrued but not due on Term Deposits/Interest bearing advances to employees.	5,71,308	7,08,985		
4. Interest on Savings Bank Accounts.				
5. Others (Specify)				
<b>Total</b>	<b>6,00,871</b>	<b>7,39,065</b>	-	-
Transferred to Earmarked / Endowment Funds				
<b>Balance</b>	<b>NIL</b>	<b>NIL</b>		

**SCHEDULE -12 - INTEREST EARNED**

In ₹

Particulars	Current Year	Previous Year
1. On Savings Accounts with scheduled bank		
2. On Loans		
a. Employees/Staff	8,11,146	1,34,08,810
b. Others (on TDRs)	5,49,31,352	1,38,626
3. On Debtors and Other Receivables		
<b>TOTAL</b>	<b>5,87,91,705</b>	<b>1,36,40,945</b>



SCHEDULE -13 - OTHER INCOME

In ₹

	Current Year	Previous Year
<b>A. Income from Land &amp; Buildings</b>		
1. Hostel Room Rent	43,62,487	36,32,078
2. License fee	16,640	5,23,747
3. Hire charges of Auditorium/ Play ground/Convention Centre etc.		
4. Electricity charges recovered	13,92,029	11,84,569
5. Wateer charges recovered.	30,725	
<b>TOTAL</b>	<b>58,01,881</b>	<b>53,40,394</b>
<b>B.Sale of Institute's publications</b>	<b>97,867</b>	<b>92,985</b>
<b>C.Income from holding events</b>		
1. Gross Receipts from annual function/sports carnival	1,05,000	41,071
Less: Direct expenditure incurred on the annual function/sports carnival		
2. Gross Receipts from fetes		
Less: Direct Expenditure incurred of the fests		
3.Gross Receipts for educations tours		
Less: Direct expenditure incurred on the tours		
4. Others (to be specified and separately disclosed)		
<b>TOTAL</b>	<b>1,05,000</b>	<b>41,071</b>
<b>D.Others</b>		
1. Income from consultancy		
2. RTI fees	1,043	2,729
3. Income from Royalty	73,004	2,06,695
4. Sale of application from (recruitment)	8,945	
5. Misc. receipts (Sale of tender form, waster paper, etc.)	1,39,828	8,55,586
6. Profit on Sale/disposal of Assets		
a) Owned Assets		
b) Assets received free of cost		
7.Grants/Donations from Institutions, Welfare Bodies and International Organizations		
8.Others (specify)	6,99,046	7,68,606
<b>TOTAL</b>	<b>9,21,866</b>	<b>19,26,601</b>
<b>Grand Total (A+B+C+D)</b>	<b>69,26,614</b>	<b>73,08,066</b>

**SCHEDULE -14 - PRIOR PERIOD INCOME**

In ₹

<b>Particulars</b>	<b>Current Year</b>	<b>Previous Year</b>
1. Academic Receipts	26,47,358	
2. Income from Investments		
3. Interest earned	1,62,838	
4. Other Income	18,52,177	2,11,55,621
<b>TOTAL</b>	<b>46,62,373</b>	<b>2,11,55,621</b>

**SCHEDULE-15-STAFF PAYMENTS & BENEFITS (ESTABLISHMENT EXPENSES)**

In ₹

	Current Year			Previous Year		
	PLAN	NON PLAN	TOTAL	PLAN	NON PLAN	TOTAL
A) Salaries and Wages	-	43,43,48,468	43,43,48,468	-	30,67,60,989	30,67,60,989
b) Allowances and Bonus	-	1,33,81,065	1,33,81,065	-	6,79,009	6,79,009
c) Contribution to Provident Fund	-		-	-	-	-
d) Contribution to Other Fund (specify)	-	1,48,78,691	1,48,78,691	-	66,84,479	66,84,479
e) Staff Welfare expenses	-	8,34,853	8,34,853	-	10,36,067	10,36,067
f) Retirement and Terminal Benefits	-		-	-	-	-
i) As per Actuarial Valuation - 31.03.2016	-	63,80,64,012	63,80,64,012	-	-	-
ii) Retirement Benefits paid during the year	-	10,63,89,427	10,63,89,427	-	9,46,77,217	9,46,77,217
g) LTC facility	-	27,06,547	27,06,547	-	36,83,540	36,83,540
h) Medical Facility	-	2,03,42,603	2,03,42,603	-	1,69,42,361	1,69,42,361
i) Children Education Allowance	-	25,17,940	25,17,940	-	16,69,210	16,69,210
j) Honorarium	-	32,39,775	32,39,775	-	25,73,386	25,73,386
k) Others (specify)	-	3,53,728	3,53,728	-	3,60,692	3,60,692
<b>Total</b>	-	<b>1,23,70,57,109</b>	<b>1,23,70,57,109</b>	-	<b>43,50,66,950</b>	<b>43,50,66,950</b>

**SCHEDULE-15A - EMPLOYEES RETIRMENT AND TERMINAL BENEFITS**

In ₹

	Pension	Gratuity	Leave Encashment	Total
Opening Balance as on 1-04-2015				-
Addition: Capitalized value of Contributions Received from other Organizations				-
Total (a)	-	-	-	-
Less: Actual Payment during the year (b)				-
Balance Available on 31.03.2016 c (a-b)	-	-	-	-
Provision required on 31.03.2016 as per Actuarial Valuation (d)	37,35,62,004	7,67,60,045	18,77,41,963	63,80,64,012
A.Provision to be made in the Current Year (d-c)	37,35,62,004	7,67,60,045	18,77,41,963	63,80,64,012
B.Contribution to New Pension Scheme				-
C.Medical Reimbursement to Retired employees				-
D.Travel to Hometown on Retirement				-
E.Deposit Linked Insurance Payment				-
Total (A+B+C+D+E)	37,35,62,004	7,67,60,045	18,77,41,963	63,80,64,012

**SCHEDULE-16 - ACADEMIC EXPENSES**

In ₹

	Current Year			Previous Year		
	PLAN	NON PLAN	TOTAL	PLAN	NON PLAN	TOTAL
A) Laboratory expenses		39,934	39,934			-
b) Field work/Participation in Conferences			-		-	-
c) Expenses on Seminars/Workshops	17,62,832	1,94,650	19,57,482		1,71,279	1,71,279
d) Payment to visiting faculty		2,39,229	2,39,229		1,44,033	1,44,033
e) Examination		15,10,944	15,10,944		21,86,950	21,86,950
f) Student Welfare expenses		95,009	95,009		7,550	7,550
g) Admission expenses			-		1,37,826	1,37,826
h) Convocation expenses			-		-	-
i) Publications			-		-	-
j) Stipend/means-cum-merit scholarship		4,55,817	4,55,817		6,71,630	6,71,630
k) Subscription Expenses		2,95,857	2,95,857		1,66,241	1,66,241
l) Others (specify)	19,47,878	1,10,317	20,58,195		65,112	65,112
<b>Total</b>	<b>37,10,710</b>	<b>29,41,757</b>	<b>66,52,467</b>		<b>35,50,621</b>	<b>35,50,621</b>

**SCHEDULE-17 - ADMINISTRATIVE AND GENERAL EXPENSES**

In ₹

	Current Year			Previous Year		
	PLAN	NON PLAN	TOTAL	PLAN	NON PLAN	TOTAL
A) Infrastructure			-			
a) Electricity and Power	1,35,00,000	70,93,127	2,05,93,127		91,29,293	91,29,293
b) Water charges	93,81,088	32,30,441	1,26,11,529		91,26,969	91,26,969
c) Insurance		1,75,074	1,75,074		30,677	30,677
d) Rent, Rates and Taxes (including property tax)		26,31,464	26,31,464		36,86,750	36,86,750
<b>Total (A)</b>	<b>2,28,81,088</b>	<b>1,31,30,106</b>	<b>3,60,11,194</b>		<b>2,19,73,689</b>	<b>2,19,73,689</b>
B) Communication			-			-
e) Postage and Stationery		5,45,290	5,45,290		4,98,925	4,98,925
f) Telephone, Fax and Internet charges	14,781	17,12,261	17,27,042		19,56,350	19,56,350
<b>Total (B)</b>	<b>14,781</b>	<b>22,57,551</b>	<b>22,72,332</b>		<b>24,55,275</b>	<b>24,55,275</b>
C) Others			-			-
g) Printing and Stationery (consumption)	4,33,940	38,60,466	42,94,406		29,57,529	29,57,529
h) Travelling and Conveyance expenses	12,095	30,14,570	30,26,665		43,30,072	43,30,072
i) Hospitality	1,115	5,72,616	5,73,731		8,80,024	8,80,024
j) Auditors Remuneration			-		-	-
k) Professional Charges		1,53,405	1,53,405		2,25,600	2,25,600
l) Advertisement and Publicity		95,64,446	95,64,446		7,52,832	7,52,832
m) Magazines & Journals	20,670	35,798	56,468		31,720	31,720
n) Others (specify)	1,98,44,525	84,08,144	2,82,52,669		26,62,108	26,62,108
<b>Total (C)</b>	<b>2,03,12,345</b>	<b>2,56,09,445</b>	<b>4,59,21,790</b>		<b>1,18,39,885</b>	<b>1,18,39,885</b>
<b>Total</b>	<b>4,32,08,214</b>	<b>4,09,97,102</b>	<b>8,42,05,316</b>	-	<b>3,62,68,849</b>	<b>3,62,68,849</b>

**SCHEDULE-18- TRANSPORTATION EXPENSES**

In ₹

Particulars	Current Year			Previous Year		
	PLAN	NON PLAN	TOTAL	PLAN	NON PLAN	TOTAL
1. Vehicles (owned by institution)						
a) Running expenses	-	82,616	82,616		6,04,191	6,04,191
b) Repairs & Maintenance	-	6,57,890	6,57,890		-	-
c) Insurance expenses	-	86,006	86,006		-	-
	-	<b>8,26,512</b>	<b>8,26,512</b>	-	<b>6,04,191</b>	<b>6,04,191</b>
2. Vehicles taken on rent/lease			-			-
a) Rent/lease expenses	-	<b>2,82,813</b>	2,82,813			-
			-			-
3. Vehicle (Taxi) hiring expense	-	<b>9,78,420</b>	9,78,420		2,25,459	2,25,459
<b>Total</b>	-	<b>20,87,745</b>	<b>20,87,745</b>		<b>8,29,650</b>	<b>8,29,650</b>

**SCHEDULE-19- REPAIRS & MAINTENANCE**

In ₹

Particulars	Current Year			Previous Year		
	PLAN	NON PLAN	TOTAL	PLAN	NON PLAN	TOTAL
A) Buildings	6,84,943	3,51,565	10,36,508		8,98,602	8,98,602
b) Furniture & Fixtures	27,982	58,176	86,158		85,601	85,601
c) Plant & machinery	3,12,794	9,08,068	12,20,862		8,04,776	8,04,776
d) Office equipment	3,05,325	2,91,375	5,96,700		8,42,277	8,42,277
e) Computers	1,91,950	12,400	2,04,350		-	-
f) Laboratory & Scientific equipment	-		-		-	-
g) Audio Visual equipment	-	9,650	9,650		-	-
h) Cleaning Material & Services	-	1,09,078	1,09,078		5,045	5,045
i) Book binding charges	-		-		-	-
j) Gardening	-		-		-	-
k) Estate Maintenance	-	-	-		-	-
l) Others (specify)	2,23,673	1,82,680	4,06,353		10,36,790	10,36,790
<b>Total</b>	<b>17,46,667</b>	<b>19,22,992</b>	<b>36,69,659</b>	<b>-</b>	<b>36,73,091</b>	<b>36,73,091</b>



**SCHEDULE-20 - FINANCE COSTS**

In ₹

Particulars	Current Year			Previous Year		
	PLAN	NON PLAN	TOTAL	PLAN	NON PLAN	TOTAL
a) Bank charges	2,625	57,036	59,661	2,625	23,127	25,752
b) Others (specify)						
Total	<b>2,625</b>	<b>57,036</b>	<b>59,661</b>	<b>2,625</b>	<b>23,127</b>	<b>25,752</b>

**SCHEDULE-21 - OTHER EXPENSES**

In ₹

Particulars	Current Year			Previous Year		
	PLAN	NON PLAN	TOTAL	PLAN	NON PLAN	TOTAL
a) Provision for Bad and Dobtful Debts/Advances	-	-	-			
b) Irrecoverable Balances Written - off	-	-	-			
c) Grants/Subsidies to other institutions/organizations	-	-	-			
d) Others (specify)	2,00,23,080		2,00,23,080		61,23,419	61,23,419
<b>Total</b>	<b>2,00,23,080</b>	<b>-</b>	<b>2,00,23,080</b>	<b>-</b>	<b>61,23,419</b>	<b>61,23,419</b>

**SCHEDULE-22 - PRIOR PERIOD EXPENSES**

In ₹

Particulars	Current Year			Previous Year		
	PLAN	NON PLAN	TOTAL	PLAN	NON PLAN	TOTAL
1. Establishment expenses		57,91,566	57,91,566			-
2. Academic expenses		4,73,681	4,73,681			-
3. Administrative expenses		2,48,950	2,48,950			-
4. Transportation expenses		-	-			-
5. Repairs & Maintenance		2,24,658	2,24,658			-
6. Other expenses	44,225	2,292	46,517		27,87,167	27,87,167
<b>Total</b>	<b>44,225</b>	<b>67,41,147</b>	<b>67,85,372</b>	<b>-</b>	<b>27,87,167</b>	<b>27,87,167</b>

**SCHEDULE - 23 - DEPRECIATION**

Particulars	Current Year	Previous Year
Depreciation for the year	19,43,10,403	11,55,62,855
<b>Total</b>	<b>19,43,10,403</b>	<b>11,55,62,855</b>

## SCHEDULE -24

### SIGNIFICANT ACCOUNTING POLICIES

#### 1 BASIS FOR PREPARATION OF ACCOUNTS

The financial statements are prepared on accrual basis under the historical cost convention unless otherwise stated and in accordance with the generally accepted accounting principles in India and as per the Report on Implementation of Accounting Standards in Educational Institutions of Department of Higher Education, Ministry of Human Resource Development.

#### 2 REVENUE RECOGNITION

2.1 Fee collected from students, sale of admission forms, and interest on Savings Bank accounts are accounted on cash basis.

2.2 Interest on interest bearing advances to staff for house building, Purchase of vehicles, computers are accounted on cash basis.

2.3 Interest on term deposits are accounted on accrual basis

#### 3. FIXED ASSETS AND DEPRECIATION

3.1 Fixed assets are shown at historical cost comprising of purchase price and any attributable cost of bringing the assets to its working condition for its intended use.

3.2 In the case of commissioned assets/deposit works where final settlement of bills with contractors is yet to be affected, capitalization is done on provisional basis subject to necessary adjustments in the year of final settlement.

3.3 Fixed assets are valued at cost less **accumulated** depreciation. Depreciation on fixed assets is provided on written down value method at the rates prescribed in the Income Tax Act. Full depreciation is provided on acquisition/purchase/

commissioning/ installation of assets acquired during the first half -year and 50% depreciation is provided on such assets acquired during the second half-year.

- 3.4 Assets costing up to Rs. 10000 (**except Library Books**) are fully depreciated in the year in which they are put to use. **However physical accounting and control are continued by the holders of such assets.**
- 3.5 Where the asset is fully depreciated, it will be carried at a residual value of Re. 1 in the Balance Sheet. Thereafter, depreciation is calculated on the additions of each year separately at the rate of depreciation applicable for that asset head.
- 3.6 Assets created out of grants, earmarked funds and funds of sponsored agencies where the ownership of such assets vests with the University are setup by credit to Capital Fund and merged with the Fixed Assets of the Institution. Depreciation on such assets is charged at rates applicable to respective assets.
- 3.7 **Intangible Assets:** Patents and copy rights, E-Journals and Computer Software are grouped under Intangible Assets.
4. **INVENTORY:** Expenditure on purchase of stores items and publications is accounted as revenue expenditure. However physical accounting and control are continued by the holders of such inventory.

## **5. INVESTMENTS**

Investments are valued at cost inclusive of cost of acquisition.

## **6. RETIREMENT BENEFITS**

- 6.1. Retirement benefits, viz., pension, gratuity, and leave encashment are accounted for on cash basis, i.e., as and when paid during the year.
- 6.2 Provision for the present value of obligation towards Retirement Gratuity, Superannuation Pension and Leave Encashment on the basis of actuarial valuation in terms of Accounting Standard-15 has been made in the accounts.

## **7. EARMARKED FUNDS & ENDOWMENT FUNDS**

Funds not required for immediate use are kept in part in term deposits and in saving/current account with Scheduled banks and the interest earned on them is added to the respective funds.

## **8. FINANCIAL MANAGEMENT**

The control and management of the finances of the University is exercised keeping in view the provisions of General Financial Rules, instructions issued by GOI and UGC from time to time and canons of financial propriety.

## **9. GRANTS FROM GOVERNMENT OF INDIA AND UGC**

- 9.1. Grants from Government/UGC are recognized on accrual basis when it becomes reasonably certain that the grant will be received and the organization will fulfill the conditions attached to it.
- 9.2. Capital grants to the extent utilized at the close of the year are transferred to Corpus Fund.
- 10.3 Government and UGC grants for meeting Revenue Expenditure (on accrual basis) are treated, to the extent utilized, as income of the year in which they are realized.
- 10.4 Unutilised grants are carried forward and exhibited as a liability in the Balance Sheet.

## **10. SPECIFIC PURPOSE FUNDS**

- 10.1. The University is operating: Students Welfare Fund, Employees Welfare Fund, Teachers Welfare Fund, Miscellaneous Fund, Foreign Students Welfare Fund, Publication Fund, Development Fund, International Collaboration Fund, Academic Updating Fund and allied funds for specific purposes. Each of the funds has a separate bank account. The funds not

required for immediate use are invested in term deposits with banks and the interest earned on them is added to the respective funds.

10.2. The University is maintaining a Revolving Fund for sanction of House Building Advance to the permanent employees. The amount not required for immediate use is invested in term deposits. The interest earned on loans sanctioned, term deposits and loan recoveries from the employees are credited to the Revolving Fund.

## **11. INCOME TAX**

The income of the University is exempt from income tax under Section 10(23)(c) of the Income Tax Act. No provision for tax is therefore made in the accounts.

## SCHEDULE -25

### CONTINGENT LIABILITIES AND NOTES TO ACCOUNTS

**1 CONTINGENT LIABILITIES: NIL**

**2 CAPITAL COMMITMENTS:** Contracts remaining to be executed on capital account and not provided for the year ended 31.3.2016 is Rs.3.32 core.

**3** The Department of Higher Education, Ministry of Human Resource Development, Government of India vide letter No.29-4/2012-IFD dated 17-04-2015 have revised the earlier Formats and Schedules of Financial Statements of Central Educational Institutions for implementation from 2014-15 onwards. The Financial statements in the revised format are accordingly prepared. The Income and Expenditure figures for the year are not comparable with the previous year figures due to implementation of revised format.

**4** The University (earlier Central Institute of English and Foreign Languages) took on lease (April 1961) 30 acres of land along with the temporary buildings for 99 years from Osmania University and 5 acres of land from NEHU (2003) and 50 acres of land from Meghalaya Government (2010) for 35 years.

**5** Depreciation from 2003-04 to 2010-11 on fixed assets acquired up to the financial year 2002-03 has been amortized over a period of 5 years commencing from 2011-12 as per 7<sup>th</sup> Finance Committee decision.

**6** The Income and Expenditure for the year does not include the publications valued at Rs. 1.09 lakh issued as complimentary copies.

**7 EXPENDITURE IN FOREIGN CURRENCY:**

a. Travel	£ 3807.98	- ₹ 3,85,151
	€ 3100	- ₹ 2,29,550
	\$ 7555.16	- ₹ 5,00,203

b. Others - Nil -

**8** The details of balances in Saving Bank Accounts, Current Accounts and Fixed Deposit Accounts with Banks are enclosed as attachment 'A' to the Schedule of Current Assets.



- 9 Previous year figures have been regrouped wherever necessary.
- 10 Figures in the Final Accounts have been rounded off to the nearest rupee.
- 11 Schedules 1 to 25 are annexed to and form an integral part of the Balance Sheet at 31<sup>st</sup> March 2016 and the Income & Expenditure account for the year ended on that date.
- 12 As the Provident Fund Accounts and the New Pension Scheme Accounts are owned by the members of those funds and not by the University, these accounts were separated from the University's Accounts during the year. A Receipts & Payments Account, an Income & Expenditure Account (on Accrual basis) and a Balance Sheet of the Provident Fund Accounts as well as the New Pension Scheme for the year have been attached, to the University's Accounts. A large portion of the New Pension Scheme funds (Rs.1.99 Crore) in respect of 152 employees who have been allotted PRA numbers has been transferred up to February 2016 to National Securities Depository Limited (NSDL) - Central Record keeping Agency (CRA). The balance held in New Pension Scheme in the University in respect of about 49 members will be transferred as and when the PRA numbers are allotted by the Agency.
-

**Independent Auditors' Report**

To  
The Trustees,  
The English & Foreign Languages University  
Employees' Provident Fund,  
Tarnaka,  
Hyderabad – 500 007

**Report on the Financial Statements:**

We have audited the accompanying financial statements of **The English & Foreign Languages University Employees' Provident Fund**, ("the Fund") which comprise the Balance Sheet as at 31<sup>st</sup> March, 2016, the Statement of Income and Expenditure Account, and the Receipts & Payments Account for the year then ended and other explanatory information.

**Management's Responsibility for the Financial Statements:**

The Management of the 'Fund' is responsible for the preparation of these financial statements that give a true and fair view of the financial position and the financial performance of the 'Fund' in accordance with the accounting principles generally accepted in India. This responsibility includes the design, implementation, and maintenance of internal control relevant to the preparation and presentation of the financial statements that give a true and fair view and are free from material misstatement, whether due to fraud or error.

**Auditors' Responsibility:**

Our responsibility is to express an opinion on these financial statements based on our audit. We conducted our audit in accordance with the Standards on Auditing issued by the Institute of Chartered Accountants of India. Those Standards require that we comply with the ethical requirements and plan and perform the audit to obtain reasonable assurance about whether the financial statements are free of material misstatement.

An audit involves performing procedures to obtain audit evidence about the amounts and disclosures in the financial statements. The procedures selected depend on the auditor's judgment, including the assessment of the risks of material misstatement of the financial statements, whether due to fraud or error. In making those risk assessments, the auditor considers internal control relevant to the Fund's preparation and fair presentation of the financial statements in order to design the audit procedures that are appropriate in the circumstances. An audit also includes evaluating the appropriateness of the accounting policies used and the reasonableness of the



accounting estimates made by the management, as well as evaluating the overall presentation of the financial statements.

We believe that the audit evidence we have obtained is sufficient and appropriate to provide a basis for our audit opinion.

**Opinion:**

In our opinion and to the best of our information and according to the explanations given to us, the aforesaid financial statements give the information required in the manner so required and give a true and fair view in conformity with the accounting principles generally accepted in India:

- a) in the case of the Balance Sheet, of the State of Affairs of the 'Fund' as at 31<sup>st</sup> March, 2016;
- b) in the case of the Statement of Income and Expenditure, of the excess of Income over Expenditure for the year ended on that date.

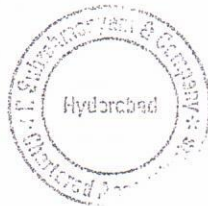
**Report on Other Legal and Regulatory Requirements:**

We further report that:


- (a) we have obtained all the information and explanations which to the best of our knowledge and belief were necessary for the purpose of our audit;
- (b) in our opinion, proper books of account as required have been kept by the Fund so far as appears from our examination of those books;
- (c) the Balance Sheet and the Statement of Income and Expenditure dealt with by this Report are in agreement with the books of account.

Place: Hyderabad

Date: 31/05/2016



for R. Subrahmanyam & Company  
Chartered Accountants  
Firm Regn No 004102S

  
(Narayana P-S)  
Partner  
M.No.027074

**THE ENGLISH AND FOREIGN LANGUAGES UNIVERSITY  
EMPLOYEES' PROVIDENT FUND, Hyderabad 500 007**

**BALANCE SHEET AS AT 31st MARCH 2016**

	As at 31st March 2016		As at 31st March 2015	
	Rs.	Ps	Rs.	Ps
<b>LIABILITIES</b>				
Employees' Contribution	132,195,301.00		128,465,052.00	
E F L U	645,063.00		645,063.00	
Excess of Income over Expenditure	1,553,953.00		1,064,775.00	
<b>Total</b>	<b>134,394,317.00</b>		<b>130,174,890.00</b>	
<b>ASSETS</b>				
Investments in:				
<i>In Government Securities</i>				
Government of India Securities	2,500,000.00		2,500,000.00	
<i>In Bonds</i>				
IDBI Bank Perpetual Bonds,2020	3,005,700.00		3,005,700.00	
UCO Bank Bonds, 2016	3,000,000.00		3,000,000.00	
UCO Bank Bonds, 2020	2,030,200.00		2,030,200.00	
TATA Steel Ltd. Perpetual Bonds,2021	8,440,000.00		8,440,000.00	
Maharashtra State Road Dev. Bonds	1,821,136.00		1,821,136.00	
SREI Equipment Finance Pvt.Ltd	4,910,000.00		4,910,000.00	
The Mysore Paper Mills Ltd.	5,025,000.00		5,025,000.00	
<i>In Fixed Deposits with Banks</i>				
SBH EFLU Branch FDR	79,210,097.00		78,085,513.00	
Special Deposit Scheme with SBH	18,950,427.00		18,950,427.00	
<i>Balances in Saving Bank A/cs</i>				
Indian Bank SB A/c	732,177.00		291,479.00	
SBH, EFLU Br SB A/c	1,717,844.00		(148,864.00)	
Interest Accrued on Investments	3,051,736.00		2,226,942.00	
Amounts recoverable from Employees			37,357.00	
<b>Total</b>	<b>134,394,317.00</b>		<b>130,174,890.00</b>	

As per our Report of even date

For R.Subrahmanyam & Co.

Chartered Accountants

(Firm Regn. No. 004102S)

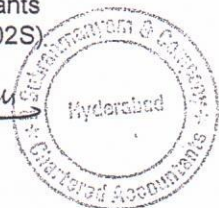
Narayana PS

Partner

M.No. 027074

Place : Hyderabad

Date: 31/03/2016



For The English and Foreign Languages University  
Employees' Provident Fund

*[Signature]*

Trustee

*[Signature]*

**TRUSTEE**

The English & Foreign Languages University

Employees Provident Fund

EFLU, Hyderabad-500 007 A P

*[Signature]*

Trustee

*[Signature]*

**TRUSTEE**

**THE ENGLISH AND FOREIGN LANGUAGES UNIVERSITY  
EMPLOYEES' PROVIDENT FUND, Hyderabad 500 007**

**INCOME AND EXPENDITURE ACCOUNT FOR THE YEAR ENDED 31st MARCH 2016**

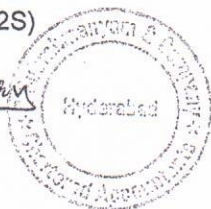
	For the year ended 31st March 2016		For the year ended 31st March 2015	
	Rs.	Ps	Rs.	Ps
<b>INCOME</b>				
Interest on:				
Government of India Loans	156,250.00		162,190.00	
Special Deposit Scheme with SBH	1,647,503.00		1,647,503.00	
IDBI Bank Perpetual Bonds, 2020	274,500.00		274,500.00	
UCO Bank Bonds, 2016	280,500.00		280,500.00	
UCO Bank Bonds, 2020	187,000.00		187,000.00	
SBH EFLU Branch FDR	6,979,981.00		5,939,689.00	
Indian Bank FDR	-		111,016.00	
Canara Bank FDR	-		123,700.00	
Maharashtra State Road Dev. Bonds	162,991.00		162,992.00	
SREI Equipment Finance Pvt.Ltd	500,000.00		500,000.00	
The Mysore Paper Mills Ltd.	424,000.00		424,000.00	
TATA Steel Ltd. Perpetual Bonds, 2021	944,000.00		944,000.00	
Interest on Indian Bank SB A/c			15,756.00	
Interest on SBH, EFLU Br. SB A/c	58,860.00		53,881.00	
Miscellaneous Income			397,217.00	
<b>Total</b>	<b>11,615,585.00</b>		<b>11,223,944.00</b>	
<b>EXPENDITURE</b>				
Interest on Contributions:				
Employees	11,126,251.00		10,159,065.00	
Bank Charges	156.00		104.00	
<b>Total</b>	<b>11,126,407.00</b>		<b>10,159,169.00</b>	
Excess of Income over Expenditure/ (Expenditure over Income) for the year	489,178.00		1,064,775.00	
Excess of Expenditure over Income brought forward from previous year	1,064,775.00		(9,724,240.71)	
Adjustment of Previous Year Losses against Contribution Repayable to			9,724,240.71	
Excess of Income Over Expenditure/ (Expenditure over Income) carried over to Balance Sheet	1,553,953.00		1,064,775.00	

As per our Report of even date  
For R.Subrahmanyam & Co.  
Chartered Accountants  
(Firm Regn. No. 004102S)

Narayana PS  
Partner  
M.No. 027074

Place : Hyderabad

Date: 31/03/2016



For The English and Foreign Languages University  
Employees' Provident Fund

Trustee

TRUSTEE

The English & Foreign Languages University  
Employees Provident Fund

75FLU, Hyderabad-500 007. A P.

Trustee


TRUSTEE

**THE ENGLISH AND FOREIGN LANGUAGES UNIVERSITY  
EMPLOYEES' PROVIDENT FUND, Hyderabad 500 007**

**Receipts & Payments Account for the year ended 31.03.2016**

	Rs.	Ps
<b>Opening Balance</b>		<b>142,615.00</b>
<b>Receipts</b>		
<i>Subscriptions Received:</i>		
Employees		23,488,370.00
<i>Refund of Loans</i>		4,084,645.00
<i>Investments matured:</i>		
SBH EFLU Br. FDRs		76,684,975.00
<i>Interest received on Investments:</i>		
IDBI Bank Perp. Bonds, 2020	274,500.00	
SREI Equipment Finance Pvt.Ltd	500,000.00	
Maharashtra State Road Dev. Bonds	10,000.00	
The Mysore Paper Mills Ltd.	424,500.00	
TATA Steel Ltd. Perpetual Bonds,2021	944,000.00	
UCO Bank Bonds, 2016	280,500.00	
UCO Bank Bonds, 2020	187,000.00	
Central Govt. Loans	156,250.00	
SBH EFLU Br. FDRs	6,306,494.00	
Savings Bank accounts SB A/c	58,860.00	
SBH Special Deposit Scheme	1,648,687.00	
		<u>10,790,791.00</u>
<b>Total</b>		<b><u>115,191,396.00</u></b>
<b>Payments</b>		
<i>Loans Paid</i>	3,278,341.00	
<i>Final Payments</i>	<u>31,653,319.00</u>	
		34,931,660.00
<i>Investments:</i>		
SBH EFLU Br. FDRs	<u>77,809,559.00</u>	
		77,809,559.00
<i>Bank Charges</i>		156.00
<b>Total</b>		<b><u>112,741,375.00</u></b>
<b>Closing balance</b>		<b>2,450,021.00</b>
SBH, EFLU Br. SB A/c	1,717,844.00	
Indian Bank SB A/c	732,177.00	2,450,021.00


As per our Report of even date  
For R.Subrahmanyam & Co.  
Chartered Accountants  
(Firm Regn. No. 004102S)


  
Narayana PS  
Partner  
M.No. 027074



Place : Hyderabad  
Date: 31/03/2016

For The English and Foreign Languages University  
Employees' Provident Fund

  
Trustee  
P.O.  
TRUSTEE  
The English & Foreign Languages University  
Employees Provident Fund  
EFLU, Hyderabad-500 007 A.P.

  
Trustee  
V.C.  
TRUSTEE

## The English & Foreign Languages University Employees' Provident Fund

### Schedule: 1- Notes forming part of the accounts for the year ended 31/03/2016.

1. Investments are stated at Purchase Cost.
2. All Income and Expenditure (except settlement of claims) are accounted on accrual basis.
3. Previous year figures have been regrouped / restated wherever necessary, to conform to current year's presentation.

For The English & Foreign Languages University  
Employees' Provident Fund



Trustee



TRUSTEE

The English & Foreign Languages University  
Employees Provident Fund

TEFUD, Hyderabad-500 007 A.P.



Trustee



TRUSTEE

Place: Hyderabad

Date: 31/03/2016

THE ENGLISH AND FOREIGN LANGUAGES UNIVERSITY  
NPS ACCOUNT

BALANCE SHEET AS AT 31st MARCH 2016

	As at 31st March 2016 Rupees	As at 31st March 2015 Rupees
<b>LIABILITIES</b>		
Employees' Contribution	17,151,638	13,468,923
Employer's Contribution	16,793,448	13,374,793
Interest payable on Contributions	10,420,998	6,851,159
EFLU	9,597	8,392
<b>Total</b>	<b>44,375,681</b>	<b>33,703,267</b>
<b>ASSETS</b>		
Investments		
<i>In Fixed Deposits with Banks</i>		
SBH EFLU Branch FDR	42,668,915	32,372,710
<i>Balances in Saving Bank A/cs</i>		
SBH, EFLU Br SB A/c	3,015	55,473
Interest Accrued on FDRs	1,703,751	1,275,084
<b>Total</b>	<b>44,375,681</b>	<b>33,703,267</b>


Examined and found correct as per  
Books/Records produced before us

For R.Subrahmanyam & Co.  
Chartered Accountants  
(Firm Regn. No. 004102S)


  
Narayana PS  
Partner  
M.No. 027074

Place : Hyderabad

Date: 21/05/2016



For The English & Foreign Languages  
University - NPS Account

  
(Finance Officer)



THE ENGLISH AND FOREIGN LANGUAGES UNIVERSITY  
NPS ACCOUNT

INCOME AND EXPENDITURE ACCOUNT FOR THE YEAR ENDED 31st MARCH 2016

	For the year ended 31st March 2016 Rupees	For the year ended 31st March 2015 Rupees
<b>INCOME</b>		
Interest on:		2,887,069
SBH EFLU Branch FDRs	3,484,365	19,351
Interest on SBH, EFLU Br. SB A/c	65,770	2,906,420
<b>Total</b>	<b>3,550,135</b>	
<b>EXPENDITURE</b>		
Interest on Contributions:		112,173
Employees & Employers - paid	101,864	2,794,247
Interest payable on Contributions	3,448,271	
<b>Total</b>	<b>3,550,135</b>	<b>2,906,420</b>
Excess of Income over expenditure		

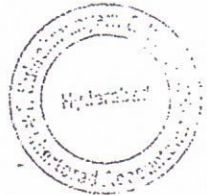
Examined and found correct as per  
Books/Records produced before us

For R.Subrahmanyam & Co.  
Chartered Accountants  
(Firm Regn. No. 004102S)

*Narayana PS*  
Narayana PS  
Partner  
M.No. 027074

Place : Hyderabad

Date: 31/03/2016



For The English & Foreign Languages  
University - NPS Account

*[Signature]*  
(Finance Officer)

THE ENGLISH AND FOREIGN LANGUAGES UNIVERSITY  
NPS ACCOUNT

Receipts & Payments Account for the year ended 31.03.2016

	Rupees
Opening Balance	55,473
<b>Receipts</b>	
Subscriptions Received Employees & Employers	27,068,775
Investments matured: SBH EFLU Br. FDRs	31,001,331
Interest received on Investments: SBH EFLU Br. FDRs	3,055,698
Interest on SB A/c	65,770
Total	<u>61,191,574</u>
<b>Payments</b>	
Payments to NSDL	19,946,496
Investments: SBH EFLU Br. FDRs	41,297,536
Total	<u>61,244,032</u>
Closing balance	3,015

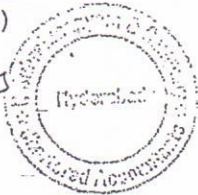
Examined and found correct as per  
Books/Records produced before us

For R.Subrahmanyam & Co.  
Chartered Accountants  
(Firm Regn. No. 004102S)


  
Narayana PS  
Partner  
M.No. 027074

Place : Hyderabad

Date: 31/03/2016



For The English & Foreign Languages  
University - NPS Account

  
(Finance Officer)

NPS: Notes on Financial Statement for the year ended 31st March 2016

- 1 The employees who have joined the University after 01/01/2004 are covered under the New Pension Scheme (NPS). An amount equivalent to 10% of the Salary is recovered from the Employee and an equal amount is contributed by the University. These contributions are sent to National Securities Depository Limited (NSDL) with whom the employees have obtained Permanent Retirement Account Number (PRAN).
- 2 There are some employees who have not obtained the PRAN for reasons like:
  - a) they would like to continue under old pension scheme/ GFP scheme since their services from past employer has to be taken into account - and their GFP contributions are yet to be transferred from previous employer.
  - b) they have applied for PRAN and are awaiting the Number - without which their contribution cannot be sent to NSDL.
  - c) they have gone to Courts regarding their disagreement to be covered under NPS.

For the above cases, the contributions are being maintained in a separate Account with SBH, EFLU Branch and the amounts invested in Fixed Deposits with SBH.

- 3 The contributions (along with interest @ 8% p.a. till disposal ) are disbursed appropriately as and when decisions are taken.
- 4 The balance amounts lying in the NPS Account is shown in the Statement attached, where in the interest earned/accrued on FDRs is proposed to be proportionately distributed to the individual accounts.